

Kanso[®] 2 Sound Processor

Quick Guide



Getting started



Quick reference

CP1150

Hear now. And always



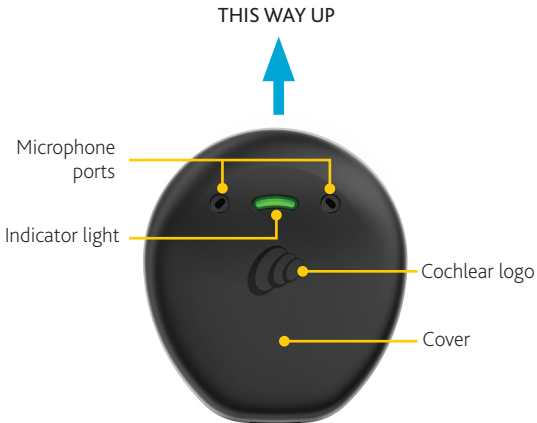
Cochlear[®]

About

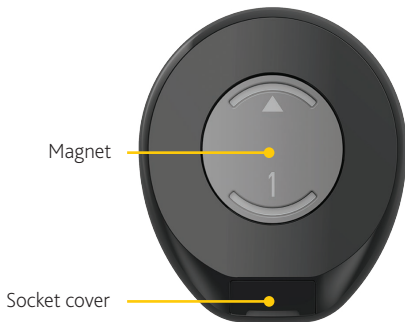
Your Cochlear™ Kanso® 2 Sound Processor (model number: CP1150) works with your Cochlear implant to transfer sound to your ear.

More information and warnings are available in the *Kanso 2 Sound Processor User Guide*.

Sound Processor



Back



You can control your processor by:

- using the Nucleus® Smart App
- tapping on the front – see page 6
- using a Cochlear CR310 Remote Control (optional).

Information on using the app or remote is available in their user guides.

Charge your processor

To recharge your processor you can:

- place it in the **Home Charger** for charging overnight or
- attach it to the **Portable Charger** (optional accessory) for charging while you're on the go.

More information and warnings are available in the *Cochlear Chargers User Guide*.



Portable Charger



Home Charger

Tapping

CONTROL	NUMBER OF TAPS
Turn ON	Double-tap – 2 taps
Turn OFF	Triple-tap – 3 taps

- Tap on the **Cochlear logo**.
- Use **quick, firm taps** – don't press.



TIP

You can tap your processor while it is on or off your implant.



Turn on and off

On: Double-tap (2 taps).

Light **flashes green** as the processor turns on.

Off: Triple-tap (3 taps).

Light changes to **steady orange** as the processor turns off.



NOTE

Sound processor automatically turns on when placed on your implant and turns off when removed from your implant for two minutes (if enabled by clinician).

Change program

To switch between programs, use your **app** or **remote**.

Please refer to your app or remote user guide for details.

Light **flashes green** as the program changes.

Number of **green** flashes or beeps indicates the selected program.

Stream audio

To switch between audio sources, use your **app** or **remote**.

Please refer to your app or remote user guide for details.

Light **flashes blue** as the audio source changes.



Attach your processor

Place the processor on your implant with the:

- Cochlear logo, light and microphone ports facing up
- straight edge facing down.



CAUTIONS

- Make sure you position your processor correctly to get the best performance, and so it does not fall off the implant.
- If you have two implants, you must use the correct sound processor for each implant.




Attach a SoftWear pad

If you experience discomfort, attach an adhesive Cochlear SoftWear™ pad to back of processor.



Secure your processor





You can attach a Kanso 2 Safety Line to reduce the risk of losing your processor.






Press the safety line connector into the processor socket. Attach the clip to your clothing (or hairclip to your hair).

Lights

Everyday use

LIGHT	WHAT IT MEANS
	Processor flashes while receiving sound from microphones (Child mode only).
	Turning on and changing programs. Number of flashes indicates the number of the current program.
	Processor flashes while receiving sound from audio source (Child mode only).
	Turning off processor.

Alerts

LIGHT	WHAT IT MEANS
	Processor is off your head (or connected to the wrong implant).
	Processor battery is low. Recharge processor.
	Fault. Contact your clinician. Stays on until the issue is resolved.

Hear now. And always



Cochlear Ltd (ABN 96 002 618 073)

1 University Avenue, Macquarie University, NSW 2109, Australia

Tel: +61 2 9428 6555 Fax: +61 2 9428 6352

Cochlear Ltd (ABN 96 002 618 073)

14 Mars Road, Lane Cove, NSW 2066, Australia

Tel: +61 2 9428 6555 Fax: +61 2 9428 6352

 **Cochlear Deutschland GmbH & Co. KG**

Karl-Wiechert-Allee 76A, 30625 Hannover, Germany

Tel: +49 511 542 770 Fax: +49 511 542 770

Cochlear Americas

10350 Park Meadows Drive, Lone Tree, CO 80124, USA

Tel: +1 303 790 9010 Fax: +1 303 792 9025

株式会社日本コクレア (Nihon Cochlear Co Ltd)

〒113-0033 東京都文京区本郷2-3-7 お茶の水元町ビル

Tel: +81 3 3817 0241 Fax: +81 3 3817 0245

www.cochlear.com

Cochlear, Hear now. And always, Nucleus, and the elliptical logo are either trademarks or registered trademarks of Cochlear Limited.

© Cochlear Limited 2020

D1654886 ISS4 APR20