

Word board

Use Post-It notes, a white board or a pin board where new vocabulary can be put up and recapped during games and conversations.

PERSONAL DICTIONARIES – ANOTHER WORD!

Buy an indexed note book which has a letter of the alphabet on each page. When you discover another word for something write it in your note book under the familiar word e.g. Hungry: under 'H' write Hungry – Starving.

If your child knows the word 'Starving' then put the entry under 'S' and add the new word 'Ravenous'. Use your child's language base because they will remember the root word better and so will be able to look it up in the future. It also helps us to remember the new word quicker because we know which folder it goes into with other similar words in the 'language computer' of our memory.

You could review the book sometimes and see how many 'other words' they can think of.

COMMERCIALLY AVAILABLE GAMES

There are lots of commercially available games that when used or adapted can encourage children to think of different words in categories or groups. As a family you will have a lot of fun together with one of these!

- **Outburst & Outburst Junior: Various producers**

A category is given to a child with a list of 10 words their group must identify. Within a set time the group shout out as many things as possible. The child notes down which ones on the list are said e.g. kitchen utensils.

- **Rapidough (Produced by Drumond Park)**

Use play dough to model a word for your team to guess. The slowest group loses some of their play dough. This gradually makes modelling with a little piece of dough more difficult!

- **Taboo for Kids (Hasbro) or Junior Alias (Tactic Games UK)**

Define a word for your partner to guess without using the specific words listed.

- **Scattergories Junior (Hasbro or MB Games) Probably more suitable for older children**

Roll a dice to identify the letter a word must begin with. Think of a word for each category beginning with that letter. Write it down on your answer pad.

- **Pictionary – Junior (Mattel)**

Draw a picture for your partner to guess what it is.

- **Charades for Kids (Paul Lamond Games)**



Act out a word for your partner to guess.

The best way to learn vocabulary is in context and then recap repeatedly.

ONLINE VIDEOS

Using games to learn vocabulary in a fun way.

> REF: 3.2 Commercially available games

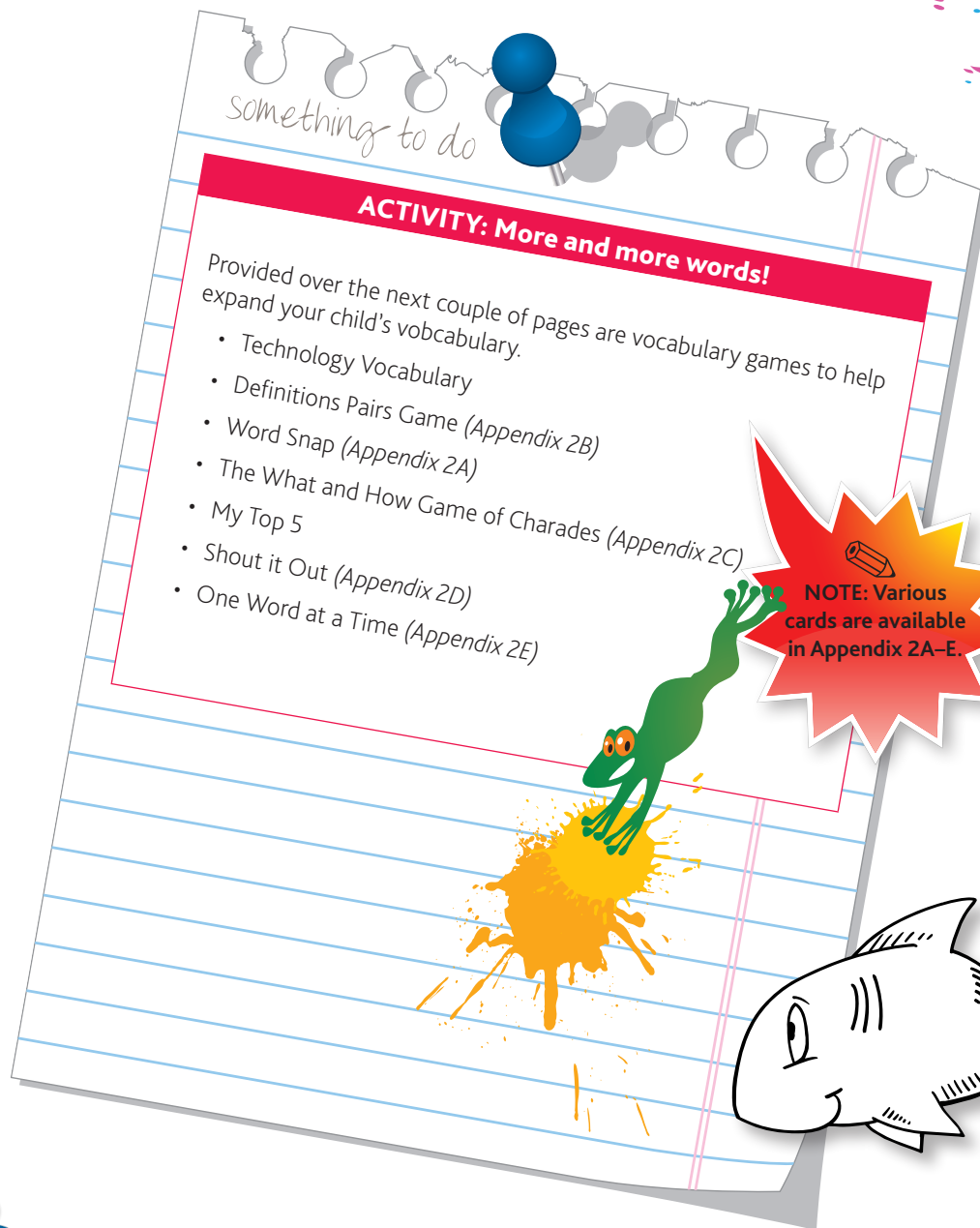


EXPAND



EXPAND THE BUILDING BLOCKS OF LANGUAGE

© 2013 Cochlear Ltd & The Ear Foundation





ACTIVITY: Technology vocabulary

- Does your child know the terminology for their hearing technology?
- Create a picture lotto game: Match the pairs and name and describe the items. e.g. lead, coil, microphone, battery, battery recharger, dry pack, switch, volume, sensitivity level, dial, wand, display.

FAMILY VOCABULARY GAMES

Children can play these games rather than formal sit down learning. These vocabulary games will:

- Expand their word knowledge
- Strengthen their word association
- Practice retrieving words at speed
- Build their memory skills





ACTIVITY: Definitions Pairs Game

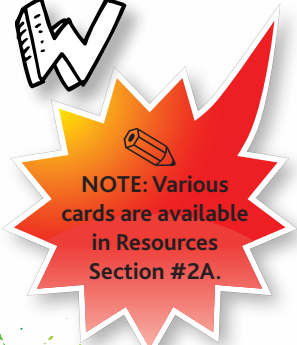
Write words on one set of cards, then write their meanings on another set of cards. Use some of the words you have been focusing upon. Place the cards face down on the table. Take it in turns to choose two cards. If you find a pair, i.e. a word and its definition, then keep these and have another turn.



(NOTE: your child will need to be able to read)

ACTIVITY: Word Snap (grouping words)

- Cut up a pile of cards and write down all the different words for saying a similar thing. Deal out the cards between you.
- Take it in turns to put down your top card onto a pile on the table. If the card you put down describes a similar word to the one the previous person put down – shout SNAP and put your hand onto the top of the pile. Whoever shouts snap first wins. The winner takes the pile from the table and adds it to the bottom of their cards. They then start by putting down their next card. The object of the game is to get all the cards. If this is not happening, set a time limit and the winner is the person with the most cards.



ACTION SNAP

- **Falling over:** Slip, slide, topple, skid, fall over, stumble, trip
- **Types of walking:** Stagger, swagger, teeter, toddle, saunter, stride ahead, march, shuffle, dawdle, lumber along, lollipop, amble
- **Sleeping:** Sleep, snooze, doze, slumber, snore, dream, 40 winks, nap
- **Running:** Run, sprint, jog
- **Cleaning:** Wash, clean, wipe, polish, mop, scrub, buff, spring clean, de-scale
- **Speed:** fast, slow, accelerate, rocket-speed, rapid, slow-coach, fly-by, race away, sped past

ACTION SNAP

- **Rain:** torrential, spitting, drizzle, pouring, raining cats and dogs, downpour, sheets of rain
- **Cloud:** cloudy, misty, foggy, overcast
- **Sun:** sunset, dawn, dusk, blazing sun, rays, direct sunlight, shadow



(NOTE: your child will need to be able to read)

ACTIVITY: The What and How Game of Charades

Have two piles of different colored cards. One pile is things I'm doing and the second pile is how I'm doing them. E.g. brush your teeth quickly. Choose one card from each pile and act out the action in the way said. Take it in turns either individually or in teams to guess: 1) What am I doing? 2) How am I doing it? Clues can be given if the person is using a word with a similar meaning. E.g. It's similar, It begins with 'letter sound'. After a set time, if the word has not been guessed, it is shown to everyone, the word is explained and talked about and then put back into the pile so that it can be used again and then might be known.

- Red cards: the action
- Green cards: how it should be done

E.g. Say hello - angrily

- Red cards: Brushing your teeth, making a drink, walking, saying hello, getting dressed, putting your trainers on, playing the piano, dancing, watching TV
- Green cards: quickly, hurriedly, angrily, excitedly, enthusiastically, calmly, peacefully, slowly, dreamily, urgently, happily, grumpily, sleepily



EXPAND – 2A




ACTIVITY: Word Snap



Slip	Slide	Topple
Skid	Fall Over	Stumble
Trip	Stagger	Swagger
Teeter	Toddle	Saunter
Stride Ahead	March	Shuffle
Dawdle	Lumber Along	Lollop
Amble	Sleep	Snooze
Doze	Slumber	Snore
Dream	40 Winks	Nap



EXPAND – 2A



ACTIVITY: Word Snap

Run	Sprint	Jog
Wash	Clean	Wipe
Polish	Mop	Scrub
Buff	Spring Clean	De-scale
Fast	Slow	Accelerate
Rocket-speed	Rapid	Slow-coach
Fly-by	Race Away	Sped Past



EXPAND – 2A



ACTIVITY: Word Snap



Torrential	Spitting	Drizzle
Pouring	Raining Cats & Dogs	Downpour
Sheets of Rain	Cloudy	Misty
Foggy	Overcast	Sunset
Dawn	Dusk	Blazing Sun
Rays	Direct Sunlight	Shadow



› EXPAND – 2B



ACTIVITY: Definitions pairs game



Listening

Make an effort to hear something; be alert and ready to hear something.



› EXPAND – 2B



Encourage

Give support and advice to (someone) so that they will do or continue to do something.



> EXPAND – 2C



ACTIVITY: What and How Game



Brushing Your Teeth	Making A Drink	Walking
Saying Hello	Getting Dressed	Putting Your Shoes On
Playing the Piano	Dancing	Watching TV
Quickly	Hurriedly	Angrily
Excitedly	Enthusiastically	Calmly
Peacefully	Slowly	Dreamily
Urgently	Happily	Sleepily

