



Cochlear[®]

Hear now. And always

Nucleus[®] 8 Sound Processor

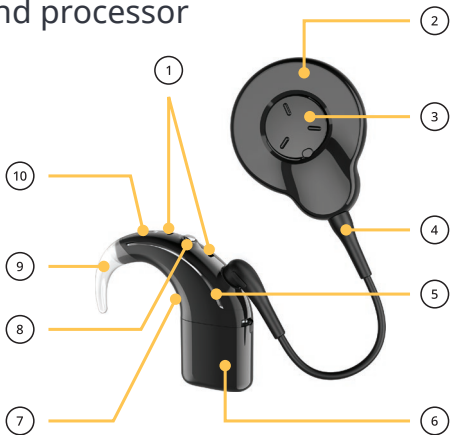
Quick reference

About

The *Nucleus® 8 Sound Processor User Guide* is your main source of information about your sound processor. It includes information about intended purpose, indications, contraindications, warnings and troubleshooting related to your sound processor.

Use this quick reference after you have read the User Guide to remember how to do common tasks related to your sound processor.

Sound processor



- | | | |
|----------------|--------------------|---------------------|
| 1. Microphones | 5. Processing Unit | 9. Earhook |
| 2. Coil | 6. Battery Module | 10. Indicator light |
| 3. Magnet | 7. Serial Number | |
| 4. Coil cable | 8. Control Button | |

Lock/unlock battery

Lock the battery to the processing unit for tamper resistance.



Left to lock /
Right to unlock

Remove/attach battery



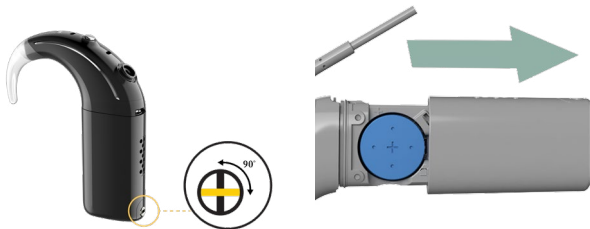
Remove



Attach


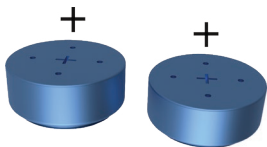
Sound processor turns on automatically.

Change disposable batteries



1. Turn the lock screw anticlockwise to unlock the tamper-resistant battery cover (clockwise to lock).

2. Slide to open.

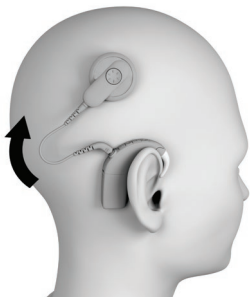


3. Insert two new 675 (PR44) zinc air disposable batteries (not silver oxide or alkaline), flat side facing up.
4. Replace battery cover.
5. Sound processor turns on automatically.

Wear your sound processor



1. Place the sound processor on your ear, letting the coil dangle.



2. Move the coil sideways and onto your implant.



Caution

If you have two implants, you must use the correct sound processor for each implant.

Turn on and off

To turn on:

- Connect battery, or
- **Short-press** button.

To turn off:

- Disconnect battery, or
- **Press and hold** button for 5 seconds, until it turns off.



Note

If you do not connect the sound processor to your implant, it will turn off automatically after two minutes, if enabled by your clinician.

Change program

Short-press button to change program.

Number of beeps or **green** flashes (if set up by your clinician) indicates the program number.



Stream audio

Press and hold button for 2 seconds **then release** to stream audio.

Blue: streaming audio from telecoil / wireless accessories.

Green: receiving sound from microphones.







Press and release again if you need to cycle to another audio source:

First Press	Telecoil (if set up)
Second Press	First paired wireless accessory
Third Press...	Next paired wireless accessory




Short-press button to stop streaming and return to previous setting.

Lights

Everyday use

Light	What it means
	Sound processor flashes while receiving sound from microphones (Child mode only)
	Turning on and changing programs. Number of flashes indicates the number of the current program.
	Sound processor flashes while receiving sound from audio source. (Child mode only)
	Turning off sound processor.

Alerts

Light	What it means
	Sound processor flashes while coil is off (or connected to the wrong implant).
	Sound processor battery is empty. Change battery.
	Fault. Contact your clinician. Stays on until the issue is resolved.

Cochlear, Hear now. And always, Nucleus, and the elliptical logo are either trademarks or registered trademarks of Cochlear Limited.

© Cochlear Limited 2022

Hear now. And always



Cochlear Ltd (ABN 96 002 618 073)

1 University Avenue, Macquarie University,
NSW 2109, Australia.

Tel: +61 2 9428 6555

Fax: +61 2 9428 6352

Cochlear Ltd (ABN 96 002 618 073)

14 Mars Road, Lane Cove,
NSW 2066, Australia

Tel: +61 2 9428 6555

Fax: +61 2 9428 6352

ECREP Cochlear Deutschland

GmbH & Co. KG

Karl-Wiechert-Allee 76A,
30625 Hannover, Germany

Tel: +49 511 542 770

Fax: +49 511 542 7770

www.cochlear.com

CHREP Cochlear AG

EMEA Headquarters, Peter Merian-Weg 4,
4052 Basel, Switzerland

Tel: +41 61 205 8204

Fax: +41 61 205 8205

Cochlear Americas

10350 Park Meadows Drive,
Lone Tree, CO 80124, USA

Tel: +1 303 790 9010

Fax: +1 303 792 9025

Cochlear Europe Ltd

6 Dashwood Lang Road, Bourne Business
Park, Addlestone,

Surrey KT15 2HJ, United Kingdom

Tel: +44 1932 26 3400

Fax: +44 1932 26 3426