



Hear now. And always



Contents

2	Hearing Hub	7	Cochlear Baha 3 System	16	Regional Update	24	Corporate Governance Report
3	Future Generations	8	Cochlear Hybrid System	18	Our People	31	Financial Report
4	Advanced Solutions	9	Electrode Portfolio	20	Research, Development and Operations	105	Glossary, Company ASX Announcement Record and Company Information
6	Cochlear Nucleus 5 System	10	Chairman's Report	21	Board of Directors		
		12	CEO/President's Report	22	Senior Executive Team		
		14	Financial Discussion and Analysis				



Introducing the world's first multi-disciplinary hearing hub, a catalyst for global collaboration and an opportunity to innovate for the benefit of generations to come.



Collaboration for innovation - linking global expertise into a global network.

From its earliest days, Cochlear has taken a multi-disciplinary approach to innovation, using development teams with a wide variety of medical and technology expertise.

This approach remains central to our philosophy of innovation and today Cochlear benefits from the largest global network of expertise in the implantable hearing solutions industry. This is a considerable competitive advantage for Cochlear and one that will help drive our growth into the future.

The Company's global headquarters is now located in its new, purpose-built facility at Macquarie University in Sydney. Alongside Cochlear's headquarters, Macquarie University is building the Australian Hearing Hub, a similar size building that will house its audiology department and allied disciplines. Also in this new building will be Australian Hearing Services and National Acoustic Laboratories, considered leaders in the field of hearing rehabilitation. Other organisations in the building will include the Royal Institute for Deaf and Blind Children, The Shepherd Centre, Sydney Cochlear Implant Centre and further research facilities for Cochlear.

This will create a hearing hub employing approximately 2,000 people involved in research, manufacturing, rehabilitation, clinical development and academia. As such, it will act as a unique and effective catalyst for global collaboration between all aspects of the hearing industry. This will create enormous opportunities for this industry.

Also on campus is the recently opened Macquarie University Hospital, in which cochlear implant surgeries are now being performed, adding another important discipline to the hearing hub. As Australia's first private teaching hospital on a university campus, the precinct includes the Macquarie University Clinic, the Australian School of Advanced Medicine, and state of the art facilities including Australia's first surgical Gamma Knife.

The university is also home to the Macquarie Centre for Cognitive Science, which has the first Magnetoencephalography (MEG) facility in the Southern Hemisphere, used for measuring brain activity and visualising the workings of the brain. It also has the first children's MEG facility in the world.

Some of the disciplines Cochlear has used in developing its products include psychiatry, audiology, speech pathology, neuroscience, otology, electro-chemistry, engineering and computer science, to name just a few. Cochlear's place in this new hearing hub is a strategic initiative to grow Cochlear's global network of expertise and, more importantly, act as a catalyst for global multi-disciplinary collaboration. The results of this will be an increase in knowledge, technologic innovation and, ultimately, better hearing for more people who suffer from hearing loss around the world.

Opportunities for growth - advancing performance for future generations.

Cochlear envisages continual performance improvements for its hearing solutions and ongoing penetration into global markets. This will be augmented by the multi-disciplinary collaboration made possible in the new Macquarie University hearing precinct.

Cochlear has already helped over 250,000 people in over 100 countries connect to a world of hearing, but statistics indicate a far greater number of people being able to benefit from our hearing solutions and we are excited about the opportunities this presents us. There are significant benefits for future generations, both in terms of improved access to this technology, but also in terms of the technology itself, which we believe is still comparatively young, and has significant potential for further development, innovation and scalability.

Hearing loss continues to have a large negative impact on both individuals and societies worldwide. There is a significant economic cost associated with the effects of hearing loss, and for those experiencing it themselves the effects are far more immediate. Hearing loss can adversely affect speech development in young children, performance in school, career opportunities, as well as a person's confidence, independence and ability to socially participate with peers.

It is estimated that about 10% of the world's population is affected by hearing loss, which is approximately 600 million people¹. Of these, it is thought that over 250 million people suffer from moderate to profound hearing loss¹, therefore making them possible candidates for our products.

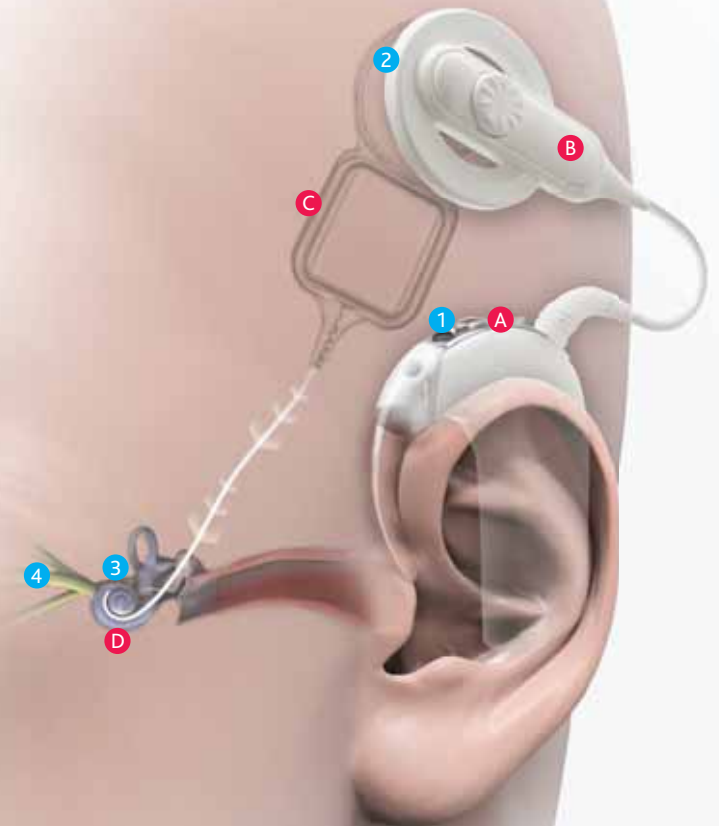
For those recipients that benefit from our hearing solutions, the effects are life changing. Not only can they connect or reconnect to their families, friends and colleagues, they can keep upgrading to Cochlear's latest technologies without the need for further surgery.

Cochlear is committed to ongoing technologic innovation to ensure that in collaboration with our global research partners we can keep growing the implantable hearing solutions industry. We believe that as good as it already is, there is much more we can do, and we are excited by what lies ahead.

¹ hear-it.org, February 2007.



Cochlear offers advanced solutions to address different types of hearing loss and upgrades without the need for further surgery.



Our products

Cochlear Nucleus System

Type of hearing solution

Electrical stimulation

How our implantable hearing solutions work

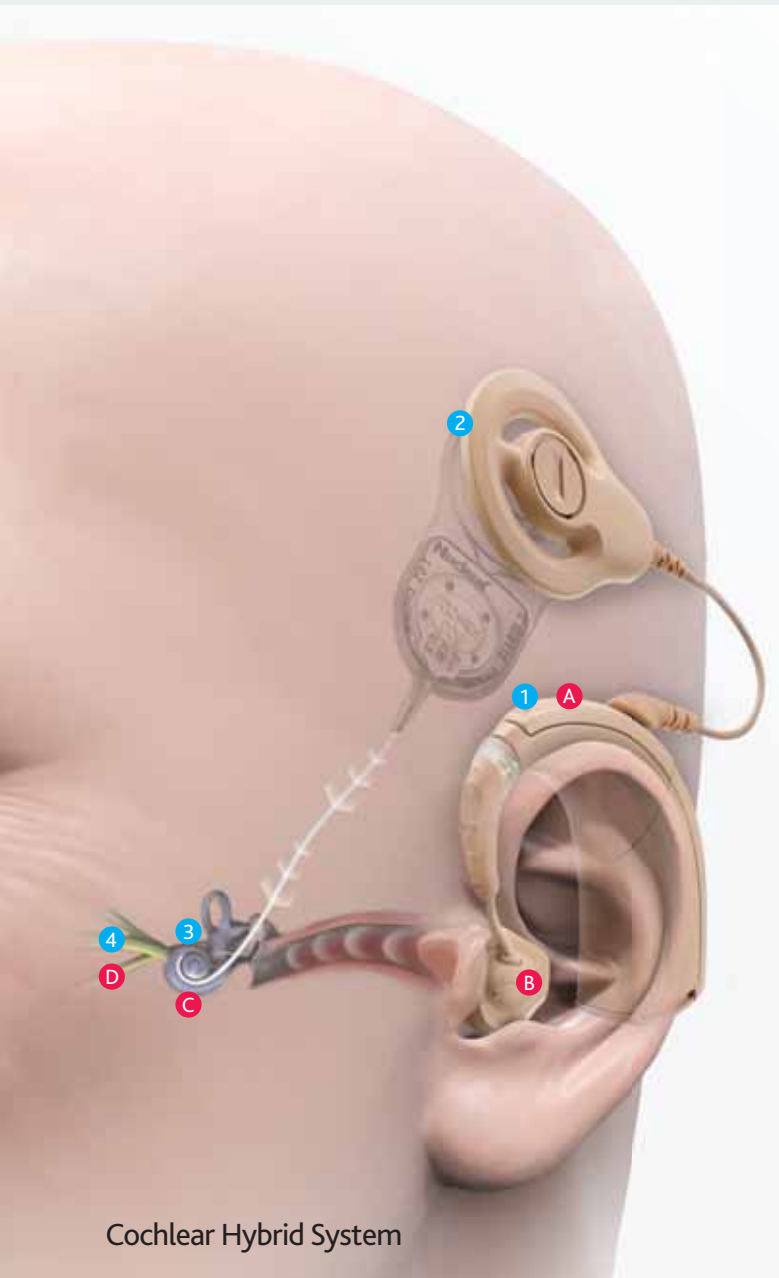
The ear is implanted with a cochlear implant system which has both external and internal parts:

- A. the sound processor and
- B. the coil are worn behind the ear; and
- C. the implant is placed just under the skin, behind the ear; and
- D. the electrode array is positioned in the cochlea.

Cochlear implants in both ears result in a more balanced sound which makes it easier to understand speech in noisy environments or locate where sound is coming from.

How the cochlear implant system works

1. The sound processor captures sound and converts it into digital code.
2. The sound processor transmits the digitally coded sound via the coil to the implant just under the skin.
3. The implant converts the digitally coded sound to electrical signals and sends them to the electrode array.
4. The implant's electrodes stimulate the hearing nerve which relays the sound to the brain.



Cochlear Hybrid System

Electro-acoustic stimulation

Acoustic pathway

- A. The external sound processor sends low frequency sounds to the acoustic component.
- B. The acoustic component amplifies the low frequency sounds and sends them via the normal hearing pathway.
- C. The amplified sounds activate the hearing nerves.
- D. The nerve hearing response caused by acoustic stimulation is sent to the brain which combines with electrical stimulation into a perceived sound.

Electrical pathway

1. The sound processor captures sound and converts it into digital code.
2. The sound processor transmits the digitally coded sound via the coil to the implant just under the skin.
3. The implant converts the digitally coded sound to electrical signals and sends them to the electrode array, which is positioned in the cochlea.
4. The implant's electrodes stimulate the hearing nerve which relays the sound to the brain.



Cochlear Baha 3 System

Bone conduction

The Baha System combines:

- A. a small titanium implant;
- B. a connecting abutment; and
- C. a detachable high performance sound processor.

The implant osseointegrates with bone (implant and bone merge), allowing sound to be conducted directly to the cochlea. Sounds can be heard clearly because the damaged portions of the ear – outer or middle – are bypassed.

How the bone conduction implant system works

1. A sound processor picks up sound vibrations.
2. A connecting abutment transfers sound into mechanical vibrations from the Baha device to the implant.
3. A small implant, which is placed in the bone behind the ear, fuses with the living bone. This implant transfers the sound vibrations, via the skull, directly to the functioning cochlea.

Hearing technology designed for life.

The Cochlear™ Nucleus® 5 System first launched in F10 and is now sold in more than 75 countries.

Nucleus 5 is the most advanced cochlear implant system, delivering superior hearing outcomes for adults and children with severe to profound hearing loss. The System helps recipients live the lives they want, by providing outstanding hearing performance and by supporting an active, varied lifestyle.

Nucleus 5's superior hearing performance in noise¹ is made possible by unique technologies including Cochlear's directional Dual-Microphones and advanced input processing. Recipients' hearing experience is further improved by a sound processor with a broad range of connectivity options and the industry's only bi-directional hand held remote assistant. This gives adults a discreet way to control their processor and gives parents of younger child recipients reassurance and peace of mind. The System also boasts industry-leading implant reliability.

During F11, the Nucleus 5 was made compatible with a previous system, the Cochlear Nucleus 24. This provides recipients with those implants, access to the latest hearing technology, with improved hearing performance and better speech understanding in noise².

Other improvements to Nucleus 5 include new FM capabilities to help automatically manage the sound processor for optimal hearing, and enhancements to the remote assistant making it easier to use and even more effective in helping recipients best manage their hearing.

Software upgrades that improve product performance continue to be released. In F11, Custom Sound 3.2 was launched, providing easier and more effective recipient programming and greater predictability of outcomes.



Cochlear Nucleus 5 System

¹ Cochlear Limited: Clinical results with the new Cochlear™ Nucleus® 5 System, March 2010.

² Cochlear Limited: Clinical results with the Cochlear™ Nucleus® CP810 Sound Processor for Nucleus 24 recipients, May 2011.

An evolution of high-powered performance.

In F11, Cochlear continued the expansion of its Cochlear™ Baha® 3 System with the release of the Cochlear Baha BP110 Power Sound Processor. The BP110 Power is an evolution of the third generation platform and is a high-powered bone conduction sound processor. The hearing performance of the Baha 3 sound processors continue to improve the lives of people with conductive hearing loss, mixed hearing loss and single-sided deafness.

The Company also released Cochlear Baha Fitting Software 2.0. This software introduces new tools designed to make it easier for professionals to obtain better fitting outcomes, and includes an update to the pioneering BC Direct function, which measures bone conduction thresholds and improves Baha fitting outcomes.

New clinical results for the Cochlear Baha BI300 Implant were also published in F11. Importantly, six month data from a three year study show several improvements to the implant including significantly increased stability compared to the previous generation^{1,2}, giving recipients early access to sound and more predictable results.

Actual size



Cochlear Baha 3 System

¹ Dun CAJ, de Wolf MJF, Hol MKS, Wigren S, Eeg-Olofsson M, Green K, Karlsmo A, Flynn MC, Stalfors J, Rothera M, Mylanus EAM and Cremers CWRJ. Stability, Survival, and Tolerability of a Novel Baha Implant System: Six-Month Data From a Multicenter Clinical Investigation. *Otology & Neurotology* 2011 Jun; (epub ahead of print).

² Dun CAJ, Faber HT, Mylanus EAM, Cremers CWRJ and Hol MKS. Implant stability after earlier loading of the Baha BI300 implant. *Proceedings of the Third International Symposium for Bone Conduction Hearing – Craniofacial Osseointegration*; 2011 Mar 23-26; Sarasota, USA.

Technology integration for quality and clarity.

The Cochlear™ Hybrid™ System, the world's first truly integrated electro-acoustic hybrid hearing solution, continues to be selectively released in Europe and Asia.

Cochlear Hybrid addresses severe to profound high frequency hearing loss, which can be very frustrating for people who suffer from it. Even though they can hear the sound of people talking, they can struggle to understand the words. The System provides an effective hearing solution that improves the quality and clarity of hearing by integrating cochlear implant and hearing aid technologies.

To support ongoing product innovation, Cochlear conducted multi-centre clinical trials involving more than 100 Hybrid recipients. Results showed that recipients using the System experienced improved speech recognition in both noisy and quiet environments¹.



Cochlear Hybrid System

¹ Cochlear Hybrid System: Interim results from international multi-centre clinical trials, May 2011.

A portfolio designed to maximise hearing performance.

Cochlear has led the industry in electrode design and innovation for the last 30 years.

The primary design goals are to maximise the potential for hearing performance and simplify its production. The features, length and insertion mechanics of each electrode have been optimised following extensive research by Cochlear in collaboration with leading medical professionals around the world.

The results of this collaboration showed a requirement for flexibility, to allow for varying surgical techniques and patient

conditions. Cochlear has subsequently expanded its range of electrodes in F11, giving surgeons a range of options they can apply to individual cases.

In today's world, MRI usage is increasingly routine in patient diagnosis so all Cochlear electrodes are delivered on the most reliable receiver/stimulator technology, enabling MRI capability up to 3.0 Tesla. Cochlear's implants continue to redefine the standards in the industry.



Cochlear™ Nucleus® CI512 with CONTOUR ADVANCE™ ELECTRODE



Cochlear Nucleus CI422 with SLIM STRAIGHT ELECTRODE



Cochlear Nucleus HYBRID™ L24 ELECTRODE



Cochlear Nucleus Freedom™ with FULL-BAND STRAIGHT ELECTRODE



Cochlear Nucleus CI551 with DOUBLE ARRAY ELECTRODE



Cochlear Nucleus ABI541 with AUDITORY BRAINSTEM ELECTRODE

This result was another record in terms of both revenue and profit.

Cochlear achieved an excellent financial result for the year ended 30 June 2011. This result was another record in terms of both revenue and profit and reflected strong performance over a number of countries and product lines in a difficult environment.

Cochlear sells into over 100 countries and has an expanding range of product lines.

This portfolio of products and geography are important in managing Cochlear's overall performance as inevitably some countries are better placed for growth than others, but together the mix delivers sustainable growth.

Dividends up 13% in F11

Net profit after tax of \$180.1 million was strong with excellent accompanying cash flows. Together with a positive outlook for the longer-term future these results enabled the Board to increase its final dividend to \$1.20 (2010: \$1.05) per share.

The total dividend for the year was \$2.25 per share, up 13%.

The dividend payout ratio of approximately 70% was maintained.

The final dividend was partially franked to 70%. The unfranked portion of the dividend has been declared conduit foreign income (CFI). The CFI status assists our overseas investors, as dividend withholding tax on the unfranked portion will not apply.

World economic conditions – impact on Cochlear

Cochlear is a global company with a direct presence in over 20 countries and sales in over 100 countries. World events have an impact on our results as do fluctuating foreign exchange rates.

Cochlear's life changing products, together with established and economically viable reimbursement regimes in most developed countries in which we operate, mean that Cochlear is resilient to a reasonable degree to the negative impact of the recent world economic turmoil and political events, but not immune.

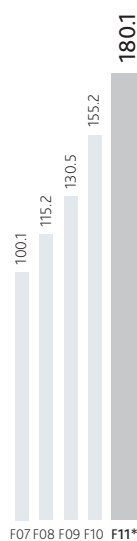
In Japan, all our staff are safe after the recent devastating earthquake and tsunami, ongoing tremors and nuclear uncertainty. Our global supplies of critical parts from Japan were not affected and cochlear implantations continued without interruption.

In January, flood waters came to the door of our externals factory in Brisbane, Australia, but no damage was done and production was not impacted.

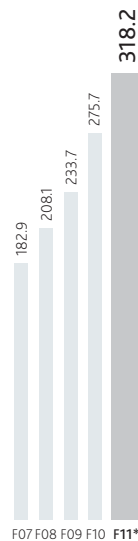
By far the largest external impact on Cochlear in F11 was the foreign exchange fluctuations, which were triggered by world events. Cochlear has a comprehensive hedging strategy which assists in smoothing the impact of currency fluctuation in the short term but the impact of a strengthening Australian dollar against many of our main operating currencies has been a continual headwind.



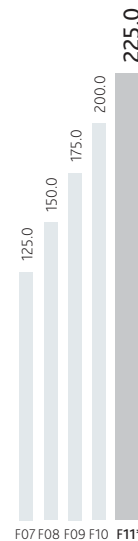
Cochlear implant system sales (units)



Net profit after tax (\$ million)



Basic earnings per share (cents)



Dividends per share (cents)

* Financial years.

Cochlear's net profit after tax would have been \$14.9 million higher in F11 if F10 foreign exchange rates had prevailed.

Directors and Board activities

I was delighted that Mrs Yasmin Allen joined the Board on 2 August 2010. She has a strong background in finance and business and is an experienced independent director. On 19 October 2010, Mrs Allen was appointed Audit Committee Chair.

In F11, the Board again travelled overseas, this time to the USA. All our Board members have had extensive overseas business experience, but with over 90% of Cochlear's sales being outside Australia, it is important that Board members keep abreast of overseas conditions. The Board met with key opinion leaders in the implantable hearing space in the USA and then had a full operations review at Cochlear Americas' head office in Denver, Colorado. These visits are an important aspect of our role.

In addition to these visits, Cochlear's overseas and local management present regularly to the Board on operational matters.

Executive remuneration

There have been a number of legislative changes in this area over the last year and the Remuneration Committee and the Board have reviewed these in detail.

Our remuneration policies are essential to the motivation and retention of our staff and these policies, together with the details of Cochlear's senior executive remuneration structure are detailed in the Remuneration Report.

Cochlear meets all the requirements in this important area.

Our people

Cochlear employs approximately 2,500 people in some 50 countries. In our Australian operations alone, we are represented by over 60 nationalities.

This diversity has been a feature of Cochlear's workforce since the Company's inception. The global understanding that it brings has been an important element in Cochlear's success.

I would like to thank all our employees for their dedication, passion and hard work over the last year which has resulted in a successful F11.

Conclusion

F11 was another year of strong financial performance, but importantly, the Company continued to underpin this financial strength with advancements in the organisation, which will support long-term growth.



Mr Rick Holliday-Smith Chairman

Together, we can truly change the world of the hearing impaired.

F11 was another successful year of growth, on the long journey of providing life changing implantable technology for the hearing impaired, young and old. F11 was the first full year of Cochlear Nucleus 5, the best cochlear implant system ever. Market growth is driven by improved hearing outcomes (and technology has an important role in this), which, in a virtuous cycle, provides more resources for innovation benefiting all stakeholders. Successfully bringing to market innovative technology that is truly life changing underpins another year of growth.

Financial results: record revenues and earnings

Total revenue for F11 was \$809.6 million, up 10% over F10. An appreciating Australian dollar masked the underlying sales growth, with sales in constant currency (i.e. restating F10 at F11 foreign exchange rates) up 17%.

Net profit after tax (NPAT) of \$180.1 million, was up 16%, and earnings per share (EPS) of \$3.18 was up 15%.

Cochlear implant unit sales were up 17% to 24,661 implants, with over 70% of cochlear implants sold being Cochlear Nucleus 5, the latest generation device.

Bone Anchored Solutions product sales (e.g. Baha) were \$84.2 million (up 2% in constant currency).

All regions grew: Americas, with sales of \$317.0 million up 16% in constant currency, with Europe up 14% in constant currency to \$293.3 million, and Asia Pacific, the fastest growing region, with sales of \$121.9 million up 31% in constant currency.

Free cash flow was \$166 million, the same as that for F10, as capital expenditure for the new headquarters and manufacturing facility increased (\$40 million in F11 versus \$18 million in F10). F11 debtor days at 74 days were similar to the 72 days at the end of F10, while F11 inventories at \$106.1 million (173 days) was up 2% on F10 (192 days). The final year dividend was increased 14% to \$1.20 per share giving a full year dividend, of \$2.25, up 13%.

Innovative products driving growth

Cochlear Nucleus 5 continues to be very well received by recipients and healthcare professionals. From a design perspective, Nucleus 5 improves not only recipient hearing performance, but further advances ergonomics, usability, miniaturisation and reliability.

The advanced microphone technology, digital signalling processing and other technologies, improve hearing performance in a very meaningful way, particularly in difficult listening environments. During the second half of F11, release 3 of Nucleus 5 was rolled out providing a number of enhancements, including an improved and simplified user interface for the wireless remote assistant, as well as software enabling backwards compatibility of the Nucleus 5 sound processor to Nucleus 24 cochlear implant recipients. Bringing the latest technology to recipients with older generation implants such as the Nucleus 24, reaffirms our lifelong commitment to recipients of Cochlear's implants.

F11 also saw the release of the Slim Straight Electrode as an addition to the portfolio of electrodes available on cochlear implants. Preservation of residual hearing (for electro-acoustic stimulation, or hybrid) remains an important area, and new electrode and new surgical techniques are driving better understandings of how to preserve residual hearing: a great example of where technology precedes science.

Innovation in the Baha products resulted in the launch of an improved Baha 3 System, and by 30 June, of Baha 3 Power, which replaces the Intenso product range.

During F11, recruitment for Phase 1a clinical trial of DACS (Direct Acoustic Cochlear Stimulator) was completed (n=15). Lots of information has been learnt from this series of recipients, and the clinical results for this device are very encouraging. DACS remains an area of significant research and development, and an important addition to the portfolio of implantable devices for the hearing impaired.

Cochlear has signed a technology development and licence agreement with GN ReSound for the use of certain GN ReSound technology with Cochlear's implantable hearing solutions. The emphasis of this agreement is to further enhance Cochlear's wireless technology capabilities.

Technologic innovation remains a key success driver for Cochlear, with research and development expenses up 15% to \$109 million, or 13% of revenue.

Global HQ at Macquarie University: completed

Cochlear's new global headquarters was successfully completed in F11 and all Sydney based functions, except manufacturing, have relocated to the Macquarie building. Manufacturing will transfer as regulatory approvals are obtained.

Macquarie University has commenced work on an adjacent building, and together, these buildings will create a hearing precinct employing approximately 2,000 people involved in diverse aspects of hearing. This will act as a catalyst for global collaboration.

Cochlear implantation as an intervention is very multi-disciplinary, much more so than many other medical device areas, and placing Cochlear within a hearing precinct is a useful step ensuring Cochlear remains close to advances relevant to this field. Macquarie University is to be congratulated on its vision in creating this unique hearing precinct.

Aligning stakeholders' interests: total shareholder returns

The business of developing, manufacturing and supplying implantable devices for the hearing impaired, involves a lifelong commitment of support to recipients. For example, ensuring future external sound processors are backwards compatible to previous generation implants is fundamental to ensuring each recipient has a lifelong benefit from the implant. This lifelong commitment we take very seriously, hence our tag line: "Hear now. And always". This means, for example, that the long-term consequences of seemingly short-term decisions must be factored into everything we do.

From a shareholder perspective, that is good news, as the day-to-day business is truly about balancing the short and long term. It also makes it easier to ensure our business plans are linked with what drives shareholder returns. Total shareholder returns (TSR) (both absolute and relative) are key management metrics. Three year TSR is one of the performance hurdles for management's long-term incentive program (specifically TSR relative to the ASX 100). Three year TSR to 30 June 2011 was 70.8%, which placed Cochlear 4th out of the ASX 100 companies. While there are a lot of variables impacting share price over which management has no control, over the longer term share price does reflect management actions, and significant thought is given to connecting business strategy with shareholder returns.

Finally, and as expressed in the past, the passion and commitment of the approximately 2,500 employees of Cochlear are palpable, and remain a key success factor for Cochlear, and to all our employees, thank you. There is no less passion and commitment in the thousands of healthcare professionals globally that implant and support our products. Together, we can truly change the world of the hearing impaired.



Dr Chris Roberts CEO/President

Cochlear has achieved record results and is well positioned for long-term sustainable growth.

Sales growth continues

- Total revenue up 10.2% to \$809.6 million.
- In constant currency terms, total revenue up 17%.
- Baha sales were \$84.2 million and grew 2% in constant currency terms.
- Sales growth in cochlear implant units was up 17% to 24,661.
- The portfolio effect of selling in over 100 countries was still evident this year. Revenues in constant currency terms increased in all regions; Americas increased 16%, Europe 14% and Asia Pacific 31%. China donation sales were 200 units in the current year.

Profit

- Gross margin to total revenue at 72% was consistent with last year. In constant currency terms, the gross margin improved marginally.
- R&D expenses of \$108.9 million increased 14.8%. As a percentage of revenue, R&D spending remained unchanged at 13%.
- Net interest expense decreased \$3.5 million to \$7.6 million due to lower borrowings and lower unused line fees from a reduction in the facility. Interest cover was 32 times (2010: 20 times).
- The tax rate of 23.4% fell by 2.5 percentage points. Again this year, the tax expense was reduced by the impact of the tax concession on the increased R&D spend.
- NPAT increased 16% to \$180.1 million.

Foreign exchange

- Foreign exchange was again an important aspect of the result.
- Cochlear has a partial natural hedge with over 90% of sales in foreign currency and over 50% of expenses in foreign currency. To help manage the portion not covered by the natural hedge, foreign exchange contracts on foreign currency cash flows back to Australia are taken out. These contracts cover a three year period at a declining level of cover. The Australian dollar strengthened during the year against all hedged currencies.

- Foreign currency contracts applied against foreign cash inflows, resulted in a gain of \$77.4 million this year (2010: gain of \$38.6 million) recognised in revenue. This was in line with movement in foreign currency rates according to Cochlear's hedging policy.
- At 30 June 2011, Cochlear had foreign currency equivalent of \$472.8 million in foreign exchange contracts. In the coming year, F12, the average exchange rate for the US dollar contracts is 0.80 and the average for Euro contracts is 0.63.
- During the year, there was a net gain of \$2.5 million (2010: \$1.2 million) on the translation of foreign assets. This is reported through Note 6 (Net finance expense) to the financial statements.
- Overall, NPAT was negatively impacted by \$14.9 million due to the movements in foreign exchange rates during the year.

Increased dividends

- The final dividend of 120 cents per share brought the full year dividend to 225 cents per share. The full year dividend is up 13% on that for 2010.
- The dividend reflects a payout ratio of approximately 70%. The final dividend is 70% franked, with the unfranked portion being conduit foreign income.

Strong capital management

Debt reduced

- The underlying operations had net cash of \$9.4 million at 30 June 2011, after decreasing net debt from \$41.1 million in 2010.
- At 30 June 2011, there was no net debt for the construction of the new global headquarters as construction was completed during the year and ownership of the building transferred to Macquarie University. In 2010, there was net debt of \$72.8 million related to the construction.
- Cochlear continues to meet all its debt covenant conditions.

Debtors

- Debtor days increased slightly to 74 days (2010: 72 days). Debtor days in the Americas region reduced over last year. Asia Pacific and Europe debtor days increased as a result of timing of sales in countries with longer terms.

Inventories

- Inventories of \$106.1 million were up 2% (2010: \$104.4 million). Days inventory decreased to 173 days (2010: 192 days), reflecting improved inventory management.

Intangible assets – no impairment charges

- Intangible assets of \$208.6 million (2010: \$211.8 million) are a significant proportion of Cochlear's total assets. Some \$159.1 million of this total relates to goodwill arising from the earlier acquisition of businesses.
- All intangible assets are tested for impairment on an annual basis. There were no write-downs in 2011.

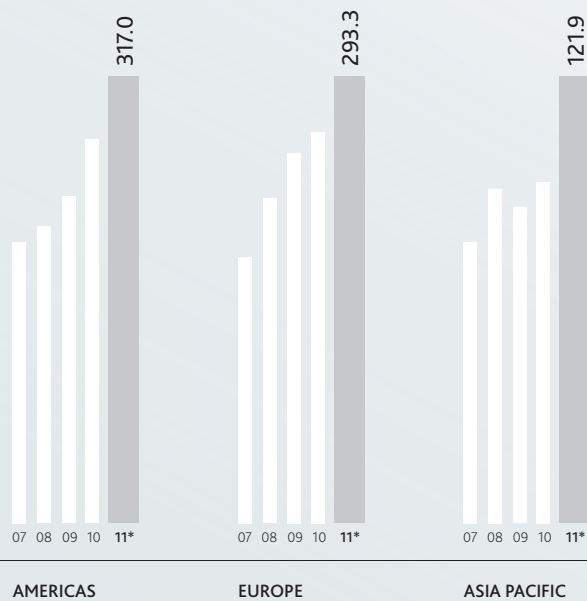
	2011 IFRS	2010 IFRS	2009 IFRS	2008 IFRS	2007 IFRS	2006 IFRS	2005 IFRS	2004 previous GAAP	2003 previous GAAP	2002 previous GAAP
Cochlear implant system sales (units)	24,661	21,023	18,553	18,228	15,947	12,901	10,802	9,306	9,328	7,845
Total revenue (\$million)	809.6	734.8	694.7	601.7	559.4	452.3	349.0	282.8	306.1	255.0
R&D expenses (\$million)	108.9	94.9	96.7	80.0	65.9	56.7	44.6	44.5	37.0	37.7 ¹
EBITDA (\$million)	270.1	243.6	205.5	193.3	170.9	130.2	96.8	54.9	87.9	56.2
EBIT (\$million)	242.7	220.5	183.3	167.3	150.2	111.5	82.5	45.5	80.1	51.5
NPAT (\$million)	180.1	155.2	130.5	115.2	100.1	80.0	59.6	36.8	58.2	40.1
Basic EPS (cents)	318.2	275.7	233.7	208.1	182.9	146.8	110.1	68.2	110.0	76.6
DPS (cents)	225.0	200.0	175.0	150.0	125.0	100.0	80.0	79.0	77.0	51.0
Closing share price (\$)	72.00	74.32	57.70	43.65	61.00	54.63	39.20	22.72	32.30	34.05
Market capitalisation as at 30 June (\$million)	4,081	4,198	3,230	2,423	3,341	2,985	2,123	1,231	1,714	1,788
Number of employees	2,319	2,006	1,888	1,789	1,655	1,100	982	816	814	722

¹ Excludes \$5.2 million acquisition of core technology from Implex AG Hearing Technology.

Growth was achieved in all regions with Asia Pacific being the standout in F11.

The enhancements made to the Cochlear Nucleus 5 System played a key role in driving revenues. This was supported in each region with various initiatives to drive awareness and demand for Cochlear solutions.

Regional Constant Currency Sales (A\$million)



* Financial years.

AMERICAS

Performance

- Revenue in the Americas region grew 16% in constant currency to a record \$317 million.
- Sales were driven by the Cochlear Nucleus 5 System enhancements, which are allowing Nucleus 24 and Freedom recipients to upgrade and benefit from the latest technology.

Launches

- The new Baha 3 System launched in Cochlear Americas.
- The Nucleus 5 System continues to gain momentum after a successful launch in F10.

Regional footprint

- A subsidiary company was established in Panama supporting distribution in Latin America.

Market growth

- Cochlear Americas has led efforts to form the American Cochlear Implant Alliance, comprising clinicians and industry representatives nationwide to help establish cochlear implantation as the standard of care for people with severe to profound hearing loss.
- In F11, Cochlear Americas piloted a consumer outreach program in select markets, focusing on educating adults about cochlear implants and Baha. This integrated program consists of public relations, advertising and direct mail to consumers and primary healthcare providers, followed by well attended educational seminars. Subsequent growth seen in these pilot markets has led to plans to expand this program in F12.
- Investment continued in the Recipient Services business, with the expansion of the recipient call centre to include extended service hours, new chat and online support functions through social media channels.

EUROPE

Performance

- Revenue in the Europe region, which includes the Middle East and Africa, grew 14% in constant currency to a record of \$293 million.
- Cochlear implant sales were strong across the region, with bilateral cochlear implant sales boosted in the UK and Belgium by positive reimbursement decisions.

Launches

- Enhancements to the Cochlear Nucleus 5 System were launched across the region, enabling Nucleus 24 and Freedom recipients to upgrade, a development that was enthusiastically received.
- The expanded Cochlear electrode portfolio was launched, representing a broader portfolio to better address the preferences of surgeons. Initial results are encouraging and have helped grow market share in various clinics.
- The Baha 3 System was expanded with the new BP110 Power Sound Processor.

Regional footprint

- In F11, European distribution was moved to a new facility in Weybridge, UK, to support Cochlear's growth in the region. During F11, approximately one million distributions were made from the UK centre to destinations across the region.
- Facility space in Germany has been expanded and in Italy the organisation moved to new premises. Both activities were necessary in order to support the growth in these countries.

Market growth

- The recently introduced 'Science and Research Seminars' have brought Cochlear and global experts together, to share knowledge on advancing outcomes in a variety of disciplines. These meetings are well received by customers and enable us to continue to develop new products and solutions.
- North Africa and the Middle East have shown continued strong market growth in F11, but remain politically volatile markets.
- In F11, a pilot program was run in Germany to raise awareness and understanding of Cochlear technologies in the referring medical community and has shown significant progress.

ASIA PACIFIC

Performance

- Revenue in the Asia Pacific region grew 31% in constant currency to a record \$122 million and it was the standout region in F11.
- Growth was driven by strong cochlear implant sales in the emerging markets, in particular India and China.
- Australia, our most penetrated market, also continued its strong growth.

Launches

- The Nucleus 5 System continued to be rolled out across the region in accordance with country specific regulatory approvals. In F11, the System was introduced in Taiwan, Korea, Philippines, Vietnam and Thailand.
- The rollout of Nucleus 5 for Nucleus 24 implant recipients was well received and upgrade processor sales were above last year's levels.

Regional footprint

- In F11, the Company initiated direct operations in India after more than 15 years of working with local distribution agents. There are now 30 people in the India office.
- The Asia Pacific regional office was relocated to Macquarie University to join the global headquarters. This will help drive distribution efficiencies.

Market growth

- A Voice for Children campaign was launched in India and China, encouraging referrers and consumers to screen all babies for hearing loss. The campaign also helped people to better understand the impact of early intervention on hearing outcomes and language development.
- The Australian Federal Government announced funding for processor upgrades for 21 – 26 year olds from January 2012.
- Japan obtained Baha product approval in F11 and launch activities were received positively by Japanese ENT professionals.
- Following the terrible earthquake and tsunami in Japan, Cochlear ensured that all employees based in Japan and their families were safe, and delivery of products and services were unaffected.

Leading expertise - attracting and keeping the best people.

During the year, over 600 employees were moved to our new headquarters at Macquarie University. The new site provides world class facilities to support employees and is situated near transport, retail, recreation and university library facilities. Lane Cove manufacturing and support staff will transfer across later in F12.

Attracting and keeping the best people

In a competitive global talent market, Cochlear continues to have low staff turnover, at 8% in F11. This retention of staff remains a competitive advantage for Cochlear.

The Company continues to build its engineering capabilities and pipeline of talent through its graduate program, which started in 2006. These graduates continue to participate in a broad development program as they rotate throughout the various aspects of Cochlear's business. Those who joined the Company in the early years of the program are now moving into senior engineering roles.

Ongoing learning

To support individuals and team capability development, Cochlear continues to invest in employee development programs. Our new site provides a more flexible working environment with improved facilities for collaboration and learning, and we have complemented this with greater use of our learning management system, Cochlear Academy, to provide a blend of flexible learning for all employees. We now have approximately 200 online learning modules on topics ranging from workplace health and safety (WHS) to Cochlear products. Cochlear Academy is now being used globally to provide an increased range of multi-lingual learning options, modules, documents and webinars for employees.

Currently, Cochlear's workforce is 47% female, which is above the Australian workforce average. In Australia, 31% of our managers are women and 38% of our new employees were female. Importantly, the proportion of female executive managers at Cochlear (22%) is higher than that for other top 200 ASX organisations (which averaged 10.7%). During F11, the Board approved Cochlear's Diversity Policy and an active program to promote diversity in our workforce continues. Specifically, we have encouraged the Women in Leadership network, which fosters the development of female leaders at Cochlear. In addition to hosting sessions with senior female speakers, the group has been active in university programs and supporting high-performing professionals and first level supervisors at Cochlear.

Ensuring the health and safety of employees

Cochlear remains committed to providing and maintaining a safe and healthy workplace for all employees. Our WHS team helped in the move to the new site by ensuring our facilities, office furniture, equipment design and staff training enabled us to set new workplace safety standards. During the five week transition period, 550 staff participated in induction training at the site and 330 completed ergonomic training. A range of initiatives addressing quality of work life have accompanied our move to the new site including facilities for cyclists, a café selected by our Coffee Committee, as well as access to the facilities at the university, in particular the aquatic centre, volleyball courts, sports fields and library. Wellness programs offered by Cochlear include ergonomic assessment of workstation layout for individuals, free flu vaccinations, free eye screening and access to in-house Pilates and yoga classes.

Supporting the community

The Cochlear Foundation, established in 2007 with an initial donation from Cochlear followed by additional donations in 2009 and 2011, continues its work. The Foundation supports various activities promoting research and awareness of treatments for people with significant hearing impairment. In F11, the Foundation matched Cochlear employees' donations to the Brisbane flood appeal and the Japanese disaster relief appeal. It was also an inaugural sponsor of the WiSE (Women in Science and Engineering) Leadership Summit held in April in Canberra to support the development of female engineers and scientists.

Cochlear also supports its employees' participation in community fundraising and sporting activities. Among the events that Cochlear and its employees supported this year were the City2Surf Fun Run, the Sydney to Gong Bike Ride, the BRW Corporate Triathlon, as well as Australia's Biggest Morning Tea and Loud Shirt Day.

Environmental responsibility

Cochlear supports an internal group of employees called "greenFEVER" whose goals are to raise awareness of environmental issues, promote sustainable living at work and at home, and identify areas to further reduce Cochlear's environmental impact. The group has been active in the move to our new site, promoting alternative transport options and collaborating with the university to promote car pooling.



Cochlear's manufacturing operations remain a source of sustainable competitive advantage.

Ongoing innovation continues to be a core growth driver for Cochlear. In F11, the Company invested \$108.9 million, which is 13% of revenue, in R&D demonstrating our commitment to invest in this area.

R&D continues on the Company's three in-market product lines: the Cochlear Nucleus range of cochlear implant systems, the Cochlear Baha range of bone conduction systems and the Cochlear Hybrid electro-acoustic hearing solution.

The fourth product line, the Direct Acoustic Cochlear Stimulator (DACS), made further progress in F11. The first phase of the DACS clinical trial was completed, with the successful implantation of 15 recipients in three clinics in Europe. The outcomes from this feasibility study are encouraging and confirm the design direction and viability of a commercial DACS product. The efforts in the DACS project underline Cochlear's vision to provide an implantable hearing solution for all types of hearing loss that cannot be addressed with conventional air-conduction hearing aids.

In F11, Cochlear launched important additions and extensions to the successful Nucleus 5 System, providing enhanced wireless connectivity via FM systems and improved user experience with the CR110 Remote Assistant.

Work is also being done, in collaboration with the industry and other research bodies, on clinical management tools and software used by hearing healthcare professionals in the ongoing care of Cochlear recipients.

Approximately 300 specialists from a range of engineering technology disciplines and backgrounds worldwide make up Cochlear's design and development department. The activities undertaken by this highly specialised group leverage and build on the research conducted in collaboration with over 100 research partner organisations based in 20 countries.

The efforts of the R&D teams are also focused on further improving (binaural) hearing performance across each of Cochlear's product categories, ease of use and totally implantable hearing solutions. A wide range of technology developments is laying the foundation to feed the product pipeline to support Cochlear's technology leadership position.

Manufacturing operations

Cochlear's manufacturing operations, located in Australia and Sweden, remain a source of sustainable competitive advantage and continue to deliver products of the highest quality and reliability.

Our manufacturing strategy is to ensure that production methods and capacity meet the ongoing reliability requirements but are also simplified to allow for improved efficiencies. Cochlear continues to run an operations improvement program, which incorporates "lean manufacturing" principles, and with ongoing investment in new manufacturing technologies which support scalability and productivity improvements.

During the year, we expanded our manufacturing site in Brisbane and made significant progress on the validation of manufacturing in the new facility at Macquarie University.

Sydney based manufacturing will move from the Lane Cove facility to the new building in F12, following regulatory approvals from the major regulators.

Nearly 800 people are currently employed across Cochlear's manufacturing facilities.

Quality assurance

Cochlear has a worldwide quality assurance system in place to ensure the quality of its products and services. This system complies with all applicable regulatory requirements around the world.

Device approvals

Prior to commercial release, all medical devices must be approved by the relevant regulatory authorities. At present, Cochlear has all the necessary licences and approvals to enable the marketing of our products in the jurisdictions in which we operate. Ongoing approvals are regularly being sought for new products in a variety of jurisdictions.

Intellectual property

The creation of new intellectual property and the protection of that as well as our existing intellectual property remain key strategic imperatives for the business. In F11, Cochlear filed many new patent applications and currently holds over 900 patents and patent applications globally.

1. Mr Rick Holliday-Smith, Chairman

Age 61. BA (Hons), FAICD – Appointed to the Board 1 March 2005
 Director of Servcorp Limited since 1999 and ASX Limited since 2006. Chairman of Snowy Hydro Limited (not publicly listed) since 2006. Chairman of SFE Corporation Limited since 1999 until de-listing in 2006. Former director of St George Bank Limited (2007 – 2008), Exco Resources NL (1999 – 2006), DCA Group Limited (2004 – 2006) and MIA Group Limited (2000 – 2004). Former President of NationsBank-CRT, Chicago and Managing Director of Hong Kong Bank Limited, London.

Chairman of the Nominations Committee and Technology and Innovation Committee. Member of the Audit Committee and Remuneration Committee.

2. Dr Chris G Roberts, CEO/President

Age 57. BE (Hons), MBA, PhD, Hon DSc (Macq), FAICD, FTSE, FIEAust – Appointed 1 February 2004

Chief Executive Officer/President of Cochlear Limited. Director of ResMed Inc since 1992 and Chairman of Research Australia (2004 – 2010). Dr Roberts has worked in the medical device industry for more than 35 years in a number of senior management positions.

Member of the Medical Science Committee and Technology and Innovation Committee.

3. Mr Paul R Bell

Age 65. BA, MA (Hons) – Appointed 1 August 2005

Director of Biota Holdings Limited since 2006. Former director of Bio-Link Partners Limited (2005 – 2009) and GroPep Limited (2003 – 2006). Extensive executive career spanning 30 years with the international pharmaceutical company, Merck & Co Inc (Managing Director – Australia, 1988 – 1997; President of the Asia Pacific Human Health Division, 1997– 2002).

Chairman of the Remuneration Committee. Member of the Nominations Committee and Technology and Innovation Committee.

4. Prof Edward Byrne, AO

Age 59. DSc, MD, MBA, FRCP, FRACP – Appointed 1 July 2002

Vice Chancellor of Monash University. Board member of Neurosciences Victoria Limited. Former executive Dean of the Faculty of Biomedical Sciences, Vice Provost and Head of the Medical School at University College, London. Former Dean of Faculty of Medicine,

Nursing and Health Sciences at Monash University, Melbourne (2003 – 2006). Former director of BUPA, Neurosciences Australia Limited, the Baker Medical Research Institute, Burnet Medical Research Institute, Prince Henry's Medical Research Institute, Southern Health, and Mental Health Research Institute.

Chairman of the Medical Science Committee. Member of the Nominations Committee and Technology and Innovation Committee.

5. Mr Andrew Denver

Age 62. BSc (Hons), MBA, FAICD – Appointed 1 February 2007

Chairman of Universal Biosensor Pty Limited since 2005 (director since 2002). Director of CathRx Limited and Principals Cornerstone Management Pty Limited (not publicly listed). Former Managing Director of Memtec Limited and President Asia for Pall Corporation.

Member of the Audit Committee, Nominations Committee, Remuneration Committee and Technology and Innovation Committee.

6. Mr Donal P O'Dwyer

Age 58. BE Civil, MBA – Appointed 1 August 2005

Chairman of Atcor Medical since 2004 and a director of Sunshine Heart Inc since 2004, Mesoblast Limited since 2004 and Angioblast Systems Inc since 2005. Former President of Cordis Cardiology (Johnson & Johnson medical device business unit) between 2000 and 2004.

Member of the Audit Committee, Medical Science Committee, Nominations Committee, Remuneration Committee and Technology and Innovation Committee.

7. Mrs Yasmin Allen

Age 47. BCom, FAICD – Appointed 2 August 2010

Director of Insurance Australia Group Limited (IAG) since 2004, member of IAG Audit Committee and Chair of IAG Nomination and Remuneration Committee. Chair of Macquarie Specialised Asset Management (not publicly listed) since 2003. Former non-executive director of Film Australia (2004 – 2008), Export Finance and Insurance Corporation (2001 – 2007) and Australian Red Cross Blood Service (2002 – 2005). Former Vice President of Deutsche Bank AG, Director of ANZ Investment Bank and Associate Director, HSBC, London.

Chair of the Audit Committee. Member of the Nominations Committee and Technology and Innovation Committee.



1



2



3



4



5



6



7



1. Dr Chris Roberts – CEO/President

See "Board of Directors" on page 21.

for the Cochlear supply chain. He and his team are responsible for the manufacture of all Cochlear products and all aspects of the supply chain, together with the introduction of new products from R&D into commercial production.

Prior to joining Cochlear in 2000, Dig had gained general management experience at Boral and Sunstate Cement, as well as being a consultant for Boston Consulting Group.

5. Jan Janssen – Senior Vice President, Design and Development

MScEE

Jan leads a team of over 300 highly qualified engineers and scientists who implement the R&D strategy. This includes responsibility for identifying and developing cutting-edge technologies and commercial products.

Jan joined Cochlear in 2000 as head of the Cochlear Technology Centre based in Belgium, having previously worked with Philips Electronics where he was involved in R&D in the fields of high technology electronics and cochlear implants. Jan was promoted to Senior Vice President, Design and Development in 2005.

6. Michael Kavanagh – Senior Vice President, Global Marketing

BSc, MBA (Advanced)

Michael is responsible for the development of the global marketing strategy for Cochlear's product portfolio. This spans the identification of new product development opportunities through to product introduction and lifecycle management. This requires coordination and interpretation of research and then translating this into a relevant product portfolio together with marketing programs to drive disciplined growth.

Michael joined Cochlear in 2003, having held senior sales and marketing positions both locally and internationally in the pharmaceutical industry.



2. Richard Brook – President, European Region

BSc Management, MBA

Richard is responsible for the development and execution of the strategic direction for all our operations in Europe, Middle East and Africa. This includes sales in over 60 countries. Operations in Europe include sales, marketing, distribution, service, finance, regulatory and administration across this complex and diverse region.

Before joining Cochlear in 2003, Richard held senior roles in Guidant Corporation and Alaris Medical Systems. He has 19 years' experience in the medical device industry.



3. Dr Bronwyn Evans – Senior Vice President, Global Quality, Clinical and Regulatory

BE (Hons), PhD, FIEAust

Bronwyn is responsible for ensuring the continued high quality of Cochlear's products together with coordinating the regulatory approval processes around the world for its products.

She joined the Company in 2005 after more than 20 years' experience in engineering and management roles in power generation and distribution, engineering education and the medical industry. Most recently, she worked as Asia Service Manager for GE Healthcare, Ultrasound based in Singapore. Bronwyn is a non-executive director of John Holland Group, Chair of the Medical Technology Association of Australia (MTAA), Chair of the National Board of the Engineers Australia Centre for Learning and Management (CELM) and a member of the Federal Government Future Manufacturing Industry Innovation Council.



4. Dig Howitt – Senior Vice President, Manufacturing and Logistics

BE (Hons), MBA

Dig is responsible for the development and execution of the strategic direction



Dr Chris Roberts reports to the Board of directors and all other members of the senior executive team report to Dr Chris Roberts.

7. Anne-Marie Leslie – Senior Vice President, Human Resources

BA (Hons), EMHRL

Anne-Marie joined Cochlear in February 2007 and is responsible for global human resources management. Her focus is on building people strategies to meet the demands of a fast growing, global company.

She has over 25 years' experience in local, regional and global human resource management roles, most recently with Bristol-Myers Squibb in the US. Earlier experience included quality management at Kodak as winners of the Australian Quality Prize and as an evaluator with Business Excellence Awards in Australia and the US.

8. Neville Mitchell – Chief Financial Officer and Company Secretary

BComm, CA (SA), CA

Neville is responsible for accounting, corporate finance, treasury and audit, together with investor relations, company secretarial and the corporate legal functions at Cochlear.

He joined the Company in 1990 and has been Chief Financial Officer since listing in 1995. Prior to joining Cochlear, he was a senior manager with KPMG in Johannesburg.

9. David Morris – President, Bone Anchored Solutions

BBus, BAppSc

David is responsible for the Bone Anchored Solutions Division, which is based in Gothenburg, Sweden. This division includes marketing, research, product design and development, quality and regulatory, manufacturing, distribution and administration for all the Baha and Vistafix products.

David was appointed as President, Bone Anchored Solutions in 2005, having joined the Company in 2002 as Senior Vice President, Business Development. Prior to joining Cochlear, he worked with Accenture in strategy and operational consulting, and has extensive international and Australian experience in the healthcare, consumer products, utilities and financial services industries.

10. Jim Patrick – Senior Vice President, Chief Scientist

MSc

Jim is responsible for the global research portfolio of projects that feed into the commercial development stream. In addition, Jim is responsible for clinical trials around the globe.

One of the original researchers involved with the cochlear implant program in Melbourne from 1975, Jim has worked in a number of senior managerial positions at Cochlear since its inception in 1981. Jim is an Associate Professor at the Department of Otolaryngology at The University of Melbourne and Adjunct Professor at La Trobe University.

11. Mark Salmon – President, Asia Pacific Region

MBA (Executive)

Mark is responsible for the development and execution of the strategic direction for all our operations in Australia, Asia and the South Pacific. This high potential region has complex regulatory sales and marketing drivers which require coordination of sales, marketing, third party distribution, regulatory and clinical infrastructure development activities. Mark also has global responsibility for Cochlear's information technology strategy and systems.

He joined Cochlear in 2004, after more than 20 years' experience in the medical industry, most recently as President and CEO of Asia Growth Markets and Australia, New Zealand and South East Asia for GE Medical Systems.

12. Chris Smith – President, Americas Region

BSc

Chris is responsible for the development and execution of the strategic direction for our operations in the Americas region, comprising North America, Central America and South America. Operations in the Americas include sales, marketing, distribution, service, finance, regulatory and administration across this fast growing region.

He joined Cochlear in 2004, after more than 20 years' experience in the medical device industry specifically and healthcare in general in the US including Warburg Pincus, and as Group President for Gyrus Group (ENT and Surgical divisions).



7



8



9



10



11



12

Cochlear is committed to ensuring that its policies and practices reflect good corporate governance and that there is compliance with all corporate governance requirements applicable to Australian listed companies.

In this Corporate Governance Report, Cochlear sets out the key governance principles and practices of Cochlear and reports against the ASX Corporate Governance Council's Corporate Governance Principles and Recommendations 2nd Edition (August 2007) (Guidelines). A checklist of the recommendations made in the Guidelines is set out at the end of this report. References to recommendations in the Guidelines are made throughout this report in order to indicate how Cochlear complies with the recommendations. All policies and terms of reference referred to in this report are published on the Company's website www.cochlear.com in the Corporate Governance section, unless stated otherwise. The Corporate Governance section is located under the Investor Relations tab on the Company's website. Cochlear's corporate governance policies and procedures are reviewed on a regular basis and updated where appropriate. Cochlear notes the 2010 amendments to the Guidelines which came into effect on 1 January 2011 (Revised Guidelines). Cochlear has made significant progress towards complying with the Revised Guidelines, including the establishment of a diversity policy. Cochlear will report against the Revised Guidelines in relation to the financial year beginning 1 July 2011 as required by the Revised Guidelines.

Principle 1: Lay solid foundations for management and oversight

The Board of directors is responsible to Cochlear's shareholders and other stakeholders for the Company's overall business performance. The Board operates under a Board Charter that details its functions and the matters specifically reserved to it for decision (Rec 1.1). The charter is published in the Corporate Governance section of the Cochlear website (Rec 1.3).

The Board is responsible for adopting Cochlear's business strategies and for monitoring management's implementation of those strategies. The Board considers and sets the Company's goals and performance targets, appoints and removes the CEO/President, oversees succession plans and approves the accounts, budgets, Risk Management Policy (including internal control and compliance), Code of Business Conduct and major capital management and expenditure decisions.

There is a clear distinction between the role and responsibilities of the Board and the role and responsibilities of the CEO/President (Rec 1.1). The balance of responsibilities between the Board and the CEO/President is reviewed on a regular basis so as to ensure that the division of functions remains appropriate to the needs of the Company.

The Chairman is responsible for leading the Board in the performance of its duties. The Board's prime objectives are to improve shareholder returns and to achieve disciplined and sustainable growth. The full Board meets for at least eight scheduled meetings each year. Other meetings are called as and when necessary. A summary of meeting attendance (including committee meeting attendance) for F11 is set out in the Directors' Report at page 32 (Recs 2.6, 4.4 and 8.3). At each Board meeting, the non-executive directors meet for a period without management

or any executive directors present (Rec 2.1). Throughout the year, the Board has regular scheduled discussions on various aspects of the Company's strategy.

The CEO/President is responsible for the efficient and effective operation of Cochlear on a day-to-day basis. The CEO/President oversees the implementation of the strategies approved by the Board and is accountable to the Board for all authority delegated to the senior executive team. Notwithstanding these delegations by the Board, the CEO/President must consult the Chairman on matters that are sensitive, extraordinary or of a strategic nature. The CEO/President must bring all material matters to the Board's attention. The senior executive team briefs the Board regularly so as to keep the Board up to date and to assist the directors with monitoring the results of operations. Each month, directors receive operating reports prepared by senior management, covering each region and function. Directors also regularly visit and inspect operations in Australia and overseas.

The performance of senior executives is evaluated in accordance with the Performance Evaluation Process Overview. The Performance Evaluation Process Overview is published in the Corporate Governance section of the Cochlear website (Rec 1.2). All employees, including senior executives, participate in biannual performance reviews, where achievement of key goals is discussed and assessed and future goals are agreed upon. A performance evaluation for senior executives took place in the reporting period and was carried out in accordance with the process disclosed (Rec 1.3).

Principle 2: Structure the board to add value

Composition of the Board

As at 30 June 2011, the Board comprised six non-executive directors (including the Chairman) and one executive director, the CEO/President. The directors consider that, between them, they possess the necessary skills, knowledge and experience to allow the Board to perform its duties appropriately. Between them, the directors bring to the Board scientific, medical, technical and financial expertise, as well as international business experience. Summaries of the relevant skills, experience and expertise of each director are set out on page 21 (Rec 2.6).

The policy for appointment of directors and the selection process are outlined in the Nominations Committee Terms of Reference, which are published in the Corporate Governance section of the Cochlear website (Rec 2.6). The Nominations Committee assesses the necessary and desirable competencies of candidates for directorship. The selection process includes obtaining advice from an external consultant to assist in identifying suitable candidates who meet the required specifications. Upon appointment of a new director, the key terms and conditions and the Company's expectations of the appointee are set out in a letter to the new director. Cochlear notes the new recommendations at Principle 3 with regard to gender diversity. The Nominations Committee actively considers gender diversity in carrying out its role. In addition, Cochlear has established a Diversity Policy. This Policy recognises Cochlear's need for a workforce with a wide range of skills, expertise and diversity in terms of gender, age and ethnicity.

The Diversity Policy includes provision for the Board to establish diversity related measurable objectives for the Company and for management to review and report on progress towards the objectives.

New non-executive directors are provided with an induction program specifically tailored to the needs of individual appointees. That program includes product training, one-on-one meetings with members of the senior executive team and visits to key functional areas. Directors participate in continuous improvement and education programs from time to time, as considered appropriate.

The Company's Constitution requires one third of the directors to retire from office at the AGM each year. Retiring directors are eligible for re-election. The CEO/President is excluded from this requirement. The Chairman, Mr Rick Holliday-Smith, and Mr Paul Bell will retire at the 2011 AGM and will stand for re-election at that meeting. A review of the performance of the Board, its committees and individual directors is performed at least every two years, with the most recent being undertaken in 2011. The Chairman Mr Rick Holliday-Smith undertook individual interviews and questionnaires and subsequently held evaluations with each individual director as to their performance over the past year. The key findings of these reviews were then discussed at the Nominations Committee meeting held in July 2011. The Performance Evaluation Process Overview gives details of performance evaluation for the Board, its committees and individual directors (Rec 2.5). The Performance Evaluation Process Overview is published in the Corporate Governance section of the Cochlear website.

The Chairman Mr Rick Holliday-Smith is an independent non-executive director (Rec 2.2). Mr Rick Holliday-Smith is not and has not previously been the CEO of the Company (Rec 2.3). Details of the division of responsibility between the Chairman and the CEO/President are set out above under Principle 1: Lay solid foundations for management and oversight.

Independence

The Board has assessed the independence of the non-executive directors in light of their interests and relationships and considers that all of the non-executive directors are independent (Rec 2.1). With the exception of the CEO/President, all directors on the Board are independent directors (Rec 2.1). An independent director is a non-executive director who is not a member of management and who is free of any business or other relationship that could materially interfere with, or could reasonably be perceived to materially interfere with, the independent exercise of their judgement. The Nominations Committee Terms of Reference outline criteria used to determine the independence of the directors. The criteria used follow the criteria set out in the Guidelines.

Each year, the Board assesses the independence of the non-executive directors in light of the interests and circumstances disclosed by them. Independence is reassessed in the event of any material change of interests and circumstances. Any loss of independence by a non-executive director will immediately be disclosed to the market.

None of the non-executive directors has any business relationship with Cochlear. The total number of shares owned by non-executive directors is 18,350. This is considered immaterial.

The Board believes arbitrary limits on tenure may cause loss of experience and expertise that are important contributors to the efficient working of the Board. The Board does not currently believe that any non-executive directors have served on the Board for a period that could materially interfere with, or could reasonably be perceived to materially interfere with, the independent exercise of the relevant director's judgement. The period of office of each director is disclosed at page 21. Currently, no director has served longer than 10 years on the Board.

With the consent of the Chairman, individual directors may seek independent professional advice, at the expense of Cochlear, on any matter connected with their responsibilities (Rec 2.6). No individual directors exercised this right during the year.

Board committees

The Board has established five permanent committees to assist in the execution of its responsibilities. Each such committee reports to the Board. Each committee has terms of reference under which authority is delegated to it from the Board. The terms of reference for each committee can be viewed in the Corporate Governance section of the Cochlear website.

Committee meeting agendas, papers and minutes are made available to all members of the Board. The Chair of each committee is free to use whatever resources they consider necessary to discharge the committee's responsibilities. The number of committee meetings held during the year and the attendance at these meetings by members is set out in the Directors' Report at page 32 (Recs 2.6, 4.4 and 8.3). With the exception of the Medical Science Committee and the Technology and Innovation Committee, all members of the committees are independent non-executive directors. Executive director Dr Chris Roberts is a member of the Medical Science Committee and the Technology and Innovation Committee.

The composition and role of each committee are set out below:

Audit Committee (Rec 4.1)

The Audit Committee meets at least four times a year. The Audit Committee consists entirely of independent non-executive directors (Rec 4.2). As at 30 June 2011, Mrs Yasmin Allen chaired the Committee, with the other members being the Chairman of the Board Mr Rick Holliday-Smith, Mr Andrew Denver and Mr Donal O'Dwyer (Recs 4.2 and 4.4). The Board considers that the Audit Committee is of a sufficient size and independence and possesses sufficient technical expertise to discharge its mandate effectively. An assessment of the technical expertise of the Committee's members occurs on an annual basis. The external and internal auditors, the CEO/President and the Chief Financial Officer (CFO) and other executives are invited to the meetings at the discretion of the Committee. At each Committee meeting they attend, the external auditor reports on the outcome of their audit and other work. The Committee meets with the external auditor in the absence of members of management at every meeting that the external auditor attends. Summaries of the Committee members' technical expertise are set out at page 21 (Rec 4.4). The Audit Committee Terms of Reference set out the Committee's role and responsibilities, composition, structure and membership requirements.

The Audit Committee Terms of Reference can be viewed in the Corporate Governance section of the Cochlear website (Recs 4.3 and 4.4).

The principal role of the Audit Committee is to advise and assist the Board in relation to the reporting of financial information and management of risk.

The Committee's primary responsibilities include:

- ensuring the Company adopts, maintains and applies appropriate accounting and reporting processes and procedures;
- facilitating the independence of the external audit process and addressing issues arising from the audit process; and
- ensuring the Company maintains effective risk management and internal control systems.

Cochlear's processes relating to financial reporting are outlined below at Principle 4: Safeguard integrity in financial reporting. Cochlear's processes relating to risk management and internal control are outlined below at Principle 7: Recognise and manage risk.

Remuneration Committee (Recs 8.1 and 8.2)

The Remuneration Committee meets at least three times a year. As at 30 June 2011, Mr Paul Bell chaired the Committee with the other members being the Chairman of the Board Mr Rick Holliday-Smith, Mr Andrew Denver and Mr Donal O'Dwyer. All members of the Remuneration Committee are independent non-executive directors (Rec 8.3). The Remuneration Committee is structured in a manner which is compliant with the requirements of the Revised Guidelines. As the need arises, the CEO/President, CFO, Senior Vice President, Human Resources and other executives are invited to meetings at the discretion of the Committee.

The Remuneration Committee Terms of Reference set out the Committee's role and responsibilities, composition, structure and membership requirements. The Remuneration Committee Terms of Reference can be viewed in the Corporate Governance section of the Cochlear website (Rec 8.3).

The Remuneration Committee's responsibilities include making recommendations to the Board in relation to the Remuneration Policy and the amounts and composition of remuneration for the CEO/President and other members of the senior executive team. This includes long-term performance requirements and incentives. Remuneration levels are set at competitive levels to attract and retain qualified and experienced staff. Independent advice is taken on the appropriateness of remuneration packages.

The Committee's role includes responsibility for the remuneration and incentive policies (including the Performance Appraisal Policy) for the Chairman and other non-executive directors as well as for Cochlear generally. The Committee also approves the recruitment, retention and termination policies and practices as well as superannuation arrangements and makes recommendations to the Board in accordance with the Cochlear Executive Long Term Incentive Plan (CELTIP).

Further details on Cochlear's remuneration policies and the principles upon which they are based are set out below at Principle 8: Remunerate fairly and responsibly and in the Remuneration Report at pages 35 to 44 (Rec 8.3).

Nominations Committee (Rec 2.4)

The Nominations Committee is chaired by the Chairman of the Board Mr Rick Holliday-Smith and, as at 30 June 2011, the other members of the Committee were Mrs Yasmin Allen, Mr Paul Bell, Prof Edward Byrne, AO, Mr Andrew Denver and Mr Donal O'Dwyer (Rec 2.6). The Nominations Committee is comprised entirely of independent non-executive directors.

The Nominations Committee was established in July 2003. The Committee's role is to assist the directors in ensuring that the Board is comprised of individuals who are best able to discharge the responsibilities of a director, having regard to the law and the highest standards of governance, by:

- assessing the skills, knowledge, experience and diversity required on the Board and the extent to which each is represented;
- establishing processes for the review of the performance of individual directors and the Board as a whole;
- establishing processes for the identification of suitable candidates for appointment to the Board;
- reviewing skills required to be maintained by existing directors; and
- overseeing succession planning for the Board.

The Nominations Committee Terms of Reference set out the Committee's role and responsibilities, composition, structure and membership requirements. The Nominations Committee Terms of Reference can be viewed in the Corporate Governance section of the Cochlear website (Rec 2.6). The Nominations Committee Terms of Reference include a description of the procedure for the selection and appointment of new directors and the criteria used to determine director independence (Rec 2.6).

As a part of the appointment process, prospective directors must disclose existing and proposed directorships, as well as any other commitments they have. These commitments are assessed to determine whether the prospective director has adequate time to perform their duties. The Nominations Committee assesses the time commitments of the Chairman and all other non-executive directors on an ongoing basis so as to ensure that adequate time is available to discharge Board duties. The current members of the Board are all considered to have sufficient time available to them in order to discharge their responsibilities to Cochlear.

Medical Science Committee

The Medical Science Committee was established during the 2003 financial year and meets at least biannually. As at 30 June 2011, Prof Edward Byrne, AO chaired the Committee with the other members being Mr Donal O'Dwyer and Dr Chris Roberts. The Committee may invite any Cochlear executive to attend its meetings at its discretion.

The Medical Science Committee Terms of Reference set out the Committee's role and responsibilities, composition, structure and membership requirements. The Medical Science Committee Terms of Reference can be viewed in the Corporate Governance section of the Cochlear website.

The Medical Science Committee considers any matters relating to medical aspects of Cochlear's businesses and related technologies. This includes a watching brief on medical developments in these fields and the findings of independent medical experts.

Technology and Innovation Committee

The Technology and Innovation Committee was established during the 2003 financial year. As at 30 June 2011, the Committee was chaired by the Chairman of the Board Mr Rick Holliday-Smith, with the other members being Mrs Yasmin Allen, Mr Paul Bell, Prof Edward Byrne, AO, Mr Andrew Denver, Mr Donal O'Dwyer and Dr Chris Roberts. Executives of the Company are invited to meetings at the discretion of the Committee.

The Technology and Innovation Committee Terms of Reference set out the Committee's role and responsibilities, composition, structure and membership requirements. The Technology and Innovation Committee Terms of Reference can be viewed in the Corporate Governance section of the Cochlear website. The Committee oversees the strategic direction of the Company's technology research and product development programs with an emphasis on priority and resource allocation in line with the Company's agreed corporate strategy.

Principle 3: Promote ethical and responsible decision-making

All Cochlear personnel, including the directors and the senior executive team, are expected to act with the utmost integrity and objectivity, striving at all times to enhance the reputation and performance of Cochlear. Cochlear's values are enunciated in the Code of Business Conduct and are reflected in Cochlear's mission statement and strategic plan (Rec 3.1). The Code guides the directors, the senior executive team and all employees as to:

- the practices which are necessary to maintain confidence in the Company's integrity;
- the practices necessary to take into account their legal obligations and the reasonable expectations of their stakeholders; and
- the responsibility and accountability of individuals for reporting and investigating reports of unethical practice.

The Code requires strict compliance with high standards of honesty, integrity and fairness in all conduct relating to Cochlear and its products. The Code outlines formal procedures relating to anti-corruption, confidentiality/privacy, trade practices, documentation management, workplace and other compliance issues for the purpose of ensuring that the Company meets best practice in these areas. The Code also provides for clear and confidential reporting mechanisms concerning any potential breach. The Company has a whistleblower policy to ensure that the confidentiality, investigation and reporting of any allegations relating to improper conduct are properly maintained. The whistleblower policy is an internal document and is not available on the Cochlear website.

The Code of Business Conduct can be viewed in the Corporate Governance section of the Cochlear website (Rec 3.3).

The Company has documented policies on equal opportunity, occupational health and safety and standards of workplace behaviour, which are communicated to employees at the time of employment. These policies are reinforced by continuous performance management and employee training programs. These policies are internal documents and are not available on the Cochlear website.

Directors and the senior executive team are subject to the Non-Executive Directors and Executives Share Ownership Policy. This Policy specifies minimum levels of shareholdings for directors and the senior executive team. The Non-Executive Directors and Executives Share Ownership Policy is an internal document and is not available on the Cochlear website.

All directors, senior executives and employees are subject to Cochlear's Trading Policy (Rec 3.2). This Policy replaced the Dealing in Securities Policy. The Trading Policy was approved by the Board in December 2010 and became effective on 1 January 2011. The Trading Policy was established as a result of the amendments to Rule 12 of the ASX Listing Rules, which became effective on 1 January 2011. Consistent with the Corporations Act 2001, directors, senior executives and employees are prohibited by the Trading Policy from dealing in the Company's securities whilst in possession of "inside information". Subject to certain limited exceptions, the Trading Policy prohibits "Designated Persons" (which includes the Company's key management personnel and certain other persons) from dealing in Cochlear securities outside of set trading windows. During the trading windows, Designated Persons must still seek "no objection" from the Company prior to trading in Cochlear securities. Employees who are not Designated Persons are not restricted to dealing within the trading windows.

However, in order to mitigate the risk of inadvertently trading whilst in possession of inside information, the Policy advises employees to trade in the Company's securities only during the trading windows. Employees are encouraged to seek advice from the Company Secretary prior to trading if they are in any doubt as to whether they are in possession of inside information. Compliance with the Trading Policy is monitored. The Audit Committee receives a report at each of its meetings regarding trading in the Company's securities by the CEO/President and other members of the senior executive team. Share dealings by directors are promptly notified to the ASX in accordance with the ASX Listing Rules.

Executives who are granted shares under the CELTIP are provided with details of the Trading Policy and the trading windows as well as guidelines on what constitutes insider trading. The Trading Policy can be viewed in the Corporate Governance section of the Cochlear website (Recs 3.2 and 3.3).

Principle 4: Safeguard integrity in financial reporting

The directors are committed to the preparation of financial statements that present a balanced and clear assessment of the Company's financial performance, position and prospects.

Accounting and financial control policies and procedures have been established and are monitored by the Audit Committee (Rec 4.1). The Committee approves any new material accounting policies. Compliance with these procedures and policies is subject to review by the external and internal auditors. The Committee provides a link between the external auditor and the Board and monitors compliance with statutory responsibilities. The Audit Committee is responsible for making recommendations on the appointment, evaluation and dismissal of the external auditor, setting fees and ensuring that the external auditor reports to the Committee and the Board (Rec 4.4). The Audit Committee reviews the performance, independence and objectives of the external auditor on an annual

basis. Details relating to the selection and appointment of the Company's external auditor are included in the Audit Committee Terms of Reference (Rec 4.4).

Additional detail relating to the Audit Committee and the Audit Committee Terms of Reference can be found above at Principle 2: Structure the board to add value (Rec 4.4).

Cochlear is committed to auditor independence. The Cochlear audit engagement partner must rotate every five years, with the next rotation occurring in July 2011. The Audit Committee reviews the independence of the external auditor at each of its meetings. All non-audit services provided by the Company's external audit firm must be approved or ratified by the Audit Committee.

Cochlear has a highly structured six monthly reporting process, culminating in Board sign-off and release of financial results to the market. In accordance with section 295A of the Corporations Act 2001, the CEO/President and the CFO provide a written statement to the Board that the Company's published financial reports present a true and fair view, in all material respects, of the Company's financial condition and that the operational results are in accordance with relevant accounting standards.

Principle 5: Make timely and balanced disclosure

Cochlear is committed to effective communication with its investors so as to give them equal and timely access to accurate, balanced and understandable information.

Cochlear's Continuous Disclosure Policy and Procedures set out the Company's policies and procedures in relation to the disclosure of information (Rec 5.1). The Continuous Disclosure Policy and Procedures aim to ensure full and timely disclosure to the market of all material issues relating to Cochlear and to ensure all stakeholders have an equal opportunity to access that information. The Policy and Procedures are designed to ensure that the disclosure requirements set out in the ASX Listing Rules and the Corporations Act 2001 are complied with and to ensure accountability at a senior management level for that compliance. The Policy and Procedures are reviewed on a regular basis.

The Continuous Disclosure Policy and Procedures can be viewed in the Corporate Governance section of the Company website (Rec 5.2).

Principle 6: Respect the rights of shareholders

The Board and senior executive team are committed to formulating and implementing Company strategy. The shareholders of the Company play a key role in the governance of the Company. The directors recognise that shareholders must receive timely information about the Company in order to play their role effectively. The directors appreciate that information communicated to shareholders needs to be of high quality, relevant, balanced and understandable. The Company's Shareholder Communications Policy is published at the Corporate Governance section of the Cochlear website (Recs 6.1 and 6.2). The Policy is designed to promote effective communications with shareholders and to encourage shareholders to participate in general meetings of the Company.

The principal channels of communication with the Company's shareholders are the provision of the annual and half yearly reports, periodic analyst and media briefings, the distribution of specific material covering major transactions and events, Company announcements and the AGM. Cochlear offers its shareholders the ability to receive distributed materials in either electronic or hard copy format.

The Board's philosophy is to encourage full participation of shareholders at the AGM to ensure a high level of accountability and identification with Cochlear's strategy and goals. The Company provides a forum to address individual shareholders' questions at each AGM. The external auditor attends the AGM and is available to answer questions about the conduct of the audit and the preparation and content of the Audit Report. In addition to attending the AGM in person, shareholders may view a webcast of the AGM online. Advance notice of half year and full year results announcements is provided on the Cochlear website. Copies of results presentations are made available via the Cochlear and ASX websites.

In addition, shareholders may at any time direct questions or requests for information to the Company Secretary, the CEO/President or the Chairman. Shareholders can also gain access to information about Cochlear, including annual reports, key policies and the Terms of Reference of its Board committees through the Cochlear website.

Principle 7: Recognise and manage risk

Cochlear views risk management as integral to its objectives of effective management of Company assets and the creation and maintenance of shareholder value. The Board has established a Risk Management Policy. This Policy provides a framework for the oversight and management on a continuing basis of the material business risks associated with Cochlear's activities (Rec 7.1). The Risk Action Plans put the Risk Management Policy into effect. The Risk Action Plans were designed and are implemented so as to provide a comprehensive risk management system which identifies, assesses and appropriately manages Cochlear's material business risks (Rec 7.2). Cochlear focuses on effective management of material business, operational, financial, human resources and legal risks. Within these categories, specific identified risks arise from matters such as actions by competitors, technological developments, government policy changes and exchange rate movements. The Risk Action Plans are compliant with the Australian and New Zealand Standard of Risk Management AS/NZS 4360.

The Board, Audit Committee and senior executive team are together accountable for monitoring risk and implementing the Risk Management Policy. The Board oversees implementation of the Risk Management Policy and the Risk Action Plans. The Board ensures that investors are informed of material changes to the Company's risk profile. Cochlear is currently undertaking a process to transition the risk management framework to compliance with the International Standard for Risk Management ISO 31000.

The Audit Committee advises the Board and reports on the status of major risks to the Company through the integrated risk management programs. Day-to-day implementation of the Risk Action Plans is delegated to the Risk Management Committee. The Risk Management Committee is made up of senior executives.

The Risk Management Committee reports on the effectiveness of the Company's management of its material business risks at each Audit Committee meeting, including minutes of all Risk Management Committee meetings (Rec 7.2). The Risk Management Committee is responsible for identification of areas of risk, prioritisation of these risks and adoption of cost effective strategies, where appropriate, to manage Cochlear's exposure. Senior executives charged with the responsibility for identifying and managing these risks are required to sign off on them on a quarterly basis. The Risk Management Committee reports to the Board on the effectiveness of the Company's management of business risks (Rec 7.2).

The Audit Committee advises the Board on risk management and is responsible for reviewing the effectiveness of Cochlear's approach to risk management and the establishment and maintenance of internal compliance and control systems within the risk management framework. This includes the scope of the Internal Audit function. The Audit Committee is responsible for the appointment and removal of the internal auditor and for ensuring that the internal auditor is independent from the external auditor.

Whilst particular internal audit programs may be outsourced, the internal and external audit functions are separate and independent of each other. The Audit Committee approves the internal audit program for each year and the effectiveness of the function is kept under review. All reports issued by the internal auditor are tabled at Audit Committee meetings.

The Board has received assurance from the CEO/President and the CFO that the declarations provided by each of the CEO/President and CFO in accordance with section 295A of the Corporations Act 2001, regarding the integrity of the financial statements, are founded on a sound system of risk management and internal control and that the system is operating effectively in all material respects in relation to financial reporting risks (Rec 7.3). The Risk Management Policy can be viewed at the Corporate Governance section of the Cochlear website (Rec 7.4).

Principle 8: Remunerate fairly and responsibly

The Board has established a Remuneration Committee to focus on appropriate remuneration policies which are designed to enhance corporate and individual performance (Rec 8.1). The Remuneration Committee Terms of Reference are published in the Corporate Governance section of the Cochlear website. These Terms of Reference set out the Remuneration Committee's role and responsibilities, composition, structure and membership requirements (Rec 8.3). Further detail relating to the Remuneration Committee, including a record of attendance at its meetings, can be found above at Principle 2: Structure the board to add value (Rec 8.3).

Cochlear's Remuneration Policy and practices are designed to attract, motivate and retain high quality people.

The Remuneration Policy is built around principles that:

- remuneration be linked to Cochlear's performance and the creation of shareholder value;
- directors' remuneration be competitive and reflect good corporate governance;
- executive and employee rewards be competitive in the markets in which Cochlear operates;
- executive and relevant employee remuneration be an appropriate balance of fixed and variable reward;
- variable remuneration for senior management be comprised of short and long-term components; and
- a significant proportion of executive and employee reward be dependent upon performance assessed against key business measures, both financial and non-financial.

Details of F11 remuneration (including retirement benefits) of the directors, the five highest paid executive officers of the Consolidated Entity and Company and specified executives are included in the Remuneration Report on pages 35 to 44. Further disclosure in relation to the remuneration philosophy is included in the Remuneration Report. As noted above, the structure of the Cochlear Remuneration Committee is compliant with the Revised Guidelines.

Non-executive directors' remuneration policy (Recs 8.2 and 8.3)

Fees for non-executive directors are based on the nature of their work and their responsibilities. In determining levels of fees, survey data on comparable companies is considered. Non-executive directors' fees are recommended by the Remuneration Committee and determined by the Board within the aggregate amount approved by shareholders at the 2007 AGM of \$1,500,000 a year.

The structure of non-executive directors' remuneration is clearly distinguished from that of executive directors and senior executives (Rec 8.2). Non-executive directors do not receive any options, performance shares or other performance related remuneration. All non-executive directors receive the statutory superannuation awards only. Any amounts due under the closed directors' retirement scheme have been frozen and are indexed by reference to the bank bill rate (Rec 8.3).

Senior executives' remuneration policy (Recs 8.2 and 8.3)

Remuneration for Cochlear executives includes both fixed and variable incentive components. Equity based executive remuneration is made in accordance with the thresholds set out in the CELTIP. The CELTIP was approved by shareholders at the 2003 AGM. The exercise periods for the CELTIP are timed to coincide with the trading windows provided in the Company's Trading Policy. In line with the Corporations Act 2001, the Trading Policy prohibits executives from hedging unvested CELTIP awards.

ASX Corporate Governance Council's Corporate Governance Principles and Recommendations checklist

Number	Requirement	Compliant		
Pr 1	Lay solid foundations for management and oversight			
Rec 1.1	Companies should establish the functions reserved to the board and those delegated to senior executives and disclose those functions.	✓	Rec 4.3	The audit committee should have a formal charter. ✓
Rec 1.2	Companies should disclose the process for evaluating the performance of senior executives.	✓	Rec 4.4	Companies should provide the information indicated in the Guide to reporting on Principle 4. ✓
Rec 1.3	Companies should provide the information indicated in the Guide to reporting on Principle 1.	✓	Pr 5	Make timely and balanced disclosure
Pr 2	Structure the board to add value		Rec 5.1	Companies should establish written policies designed to ensure compliance with ASX Listing Rule disclosure requirements and to ensure accountability at a senior executive level for that compliance and disclose those policies or a summary of those policies. ✓
Rec 2.1	A majority of the board should be independent directors.	✓	Rec 5.2	Companies should provide the information indicated in the Guide to reporting on Principle 5. ✓
Rec 2.2	The chairman should be an independent director.	✓	Pr 6	Respect the rights of shareholders
Rec 2.3	The roles of chairman and chief executive officer should not be exercised by the same individual.	✓	Rec 6.1	Companies should design a communications policy for promoting effective communication with shareholders and encouraging their participation at general meetings and disclose their policy or a summary of that policy. ✓
Rec 2.4	The board should establish a nomination committee.	✓	Rec 6.2	Companies should provide the information indicated in the Guide to reporting on Principle 6. ✓
Rec 2.5	Companies should disclose the process for evaluating the performance of the board, its committees and individual directors.	✓	Pr 7	Recognise and manage risk
Rec 2.6	Companies should provide the information indicated in the Guide to reporting on Principle 2.	✓	Rec 7.1	Companies should establish policies for the oversight and management of material business risks and disclose a summary of those policies. ✓
Pr 3	Promote ethical and responsible decision-making		Rec 7.2	The board should require management to design and implement the risk management and internal control system to manage the company's material business risks and report to it on whether those risks are being managed effectively. The board should disclose that management has reported to it as to the effectiveness of the company's management of its material business risks. ✓
Rec 3.1	Companies should establish a code of conduct and disclose the code or a summary of the code as to: <ul style="list-style-type: none"> the practices necessary to maintain confidence in the company's integrity; the practices necessary to take account of their legal obligations and the reasonable expectations of their stakeholders; and the responsibility and accountability of individuals for reporting and investigating reports of unethical practices. 	✓	Rec 7.3	The board should disclose whether it has received assurance from the chief executive officer (or equivalent) and the chief financial officer (or equivalent) that the declaration provided in accordance with section 295A of the Corporations Act is founded on a sound system of risk management and internal control and that the system is operating effectively in all material respects in relation to financial reporting risks. ✓
Rec 3.2	Companies should establish a policy concerning trading in company securities by directors, senior executives and employees and disclose the policy or a summary of that policy.	✓	Rec 7.4	Companies should provide the information indicated in the Guide to reporting on Principle 7. ✓
Rec 3.3	Companies should provide the information indicated in the Guide to reporting on Principle 3.	✓	Pr 8	Remunerate fairly and responsibly
Pr 4	Safeguard integrity in financial reporting		Rec 8.1	The board should establish a remuneration committee. ✓
Rec 4.1	The board should establish an audit committee.	✓	Rec 8.2	Companies should clearly distinguish the structure of non-executive directors' remuneration from that of executive directors and senior executives. ✓
Rec 4.2	The audit committee should be structured so that it: <ul style="list-style-type: none"> consists only of non-executive directors; consists of a majority of independent directors; is chaired by an independent chair, who is not chair of the board; and has at least three members. 	✓	Rec 8.3	Companies should provide the information indicated in the Guide to reporting on Principle 8. ✓

Contents

32	Directors' Report
48	Income Statement
49	Statement of Comprehensive Income
50	Balance Sheet
51	Statement of Changes in Equity
52	Statement of Cash Flows
53	Notes to the Financial Statements
53	1. Reporting entity
53	2. Basis of preparation
54	3. Significant accounting policies
62	4. Financial risk management
65	5. Revenue and expenses
66	6. Net finance (expense)/income
66	7. Auditors' remuneration
67	8. Income tax expense
68	9. Dividends
69	10. Segment reporting
71	11. Earnings per share
72	12. Trade and other receivables
72	13. Inventories
73	14. Property, plant and equipment
74	15. Intangible assets
77	16. Deferred tax assets and liabilities
78	17. Loans and borrowings
79	18. Commitments
80	19. Provisions
81	20. Contingent liabilities
82	21. Capital and reserves
83	22. Notes to the statement of cash flows
84	23. Controlled entities
85	24. Related parties
89	25. Employee benefits
92	26. Financial instruments
99	27. Events subsequent to reporting date
99	28. Construction of Headquarters
101	29. Parent entity disclosures
102	Directors' Declaration
103	Independent Audit Report
104	Additional Information

The directors present their report, together with the Consolidated Financial Report of the Consolidated Entity (Cochlear), being Cochlear Limited (the Company) and its controlled entities, for the year ended 30 June 2011, and the Auditor's Report thereon.

Directors

The directors of the Company at any time during or since the end of the financial year were Mr R Holliday-Smith, Mrs YA Allen, Mr PR Bell, Prof E Byrne, AO, Mr A Denver, Mr DP O'Dwyer and Dr CG Roberts.

Information on the directors is presented in the Annual Report.

Directors' meetings

The number of directors' meetings (including meetings of committees of directors) and number of meetings attended by each of the directors of the Company during the financial year are:

	Board of directors		Audit Committee		Medical Science Committee		Nominations Committee		Remuneration Committee		Technology and Innovation Committee	
	Held	Attended	Held	Attended	Held	Attended	Held	Attended	Held	Attended	Held	Attended
Mr R Holliday-Smith	9	9	5	5	-	-	4	4	3	3	2	2
Mrs YA Allen	8	8	5	5	-	-	3	3	-	-	2	2
Mr PR Bell	9	9	-	-	-	-	4	4	3	3	2	2
Prof E Byrne, AO	9	9	-	-	2	2	4	4	-	-	2	2
Mr A Denver	9	9	5	5	-	-	4	4	3	2	2	2
Mr DP O'Dwyer	9	9	5	5	2	2	4	4	3	3	2	2
Dr CG Roberts	9	9	-	-	2	2	-	-	-	-	2	2

Principal activities and review of operations and results

The principal activities and a review of the operations of Cochlear during the year ended 30 June 2011, and the results of these operations are set out in the CEO/President's Report and the Financial Discussion and Analysis sections of the Annual Report.

Other than as discussed in the CEO/President's Report and the Financial Discussion and Analysis, there were no significant changes in the nature of those activities during the year ended 30 June 2011.

Consolidated results

The consolidated results for the financial year are:

	2011 \$000	2010 \$000
Revenue	809,646	734,803
Profit before income tax	235,137	209,351
Net profit	180,114	155,152
Basic earnings per share (cents)	318.2	275.7
Diluted earnings per share (cents)	316.1	274.2

Dividends

Dividends paid or declared by the Company to members since the end of the previous financial year are:

Type	Cents per share	Total amount \$000	Date of payment	Tax rate for franking credit
In respect of the previous financial year:				
Final – ordinary shares	105.0	59,404	23 September 2010	30%
In respect of the current financial year:				
Interim – ordinary shares	105.0	59,544	15 March 2011	30%

All the dividends paid or declared by the Company since the end of the previous financial year were 60% franked.

The final dividend in respect of the current financial year has not been provided for in the Financial Report as it was not declared until after 30 June 2011. Since the end of the financial year, the directors declared a final 120.0 cents per share dividend, 70% franked at the tax rate of 30%, amounting to a total of \$68,233,774.

Environmental regulations

Cochlear's operations are not subject to any significant environmental regulations under either Commonwealth of Australia or State/Territory legislation. However, the Board believes that Cochlear has adequate systems in place to manage its environmental obligations and is not aware of any breach of those environmental requirements as they apply to Cochlear.

Non-audit services

During the year, KPMG, the Company's auditor, has performed certain other services in addition to its statutory duties. The Board has considered the non-audit services provided during the year by the auditor and in accordance with written advice provided by resolution of the Audit Committee, is satisfied that the provision of those non-audit services during the year by the auditor is compatible with, and did not compromise, the auditor independence requirements of the Corporations Act 2001 for the following reasons:

- all non-audit services were subject to the corporate governance procedures adopted by the Company and have been reviewed by the Audit Committee to ensure that they do not impact the integrity and objectivity of the auditor; and
- the non-audit services provided do not undermine the general principles relating to auditor independence as set out in APES 110 Code of Ethics for Professional Accountants, as they did not involve reviewing or auditing the auditor's own work, acting in a management or decision-making capacity for the Company, acting as an advocate for the Company or jointly sharing risks and rewards.

Details of the amounts paid to the auditor of the Company, KPMG, and its related practices for audit and non-audit services during the year are set out below:

	Consolidated	
	2011	2010
	\$	\$
Audit services		
Auditors of the Company:		
KPMG Australia:		
- audit and review of financial reports	587,000	552,700
- other audit services	106,000	-
- other regulatory compliance services	21,400	6,978
Overseas KPMG firms:		
- audit and review of financial reports	542,668	564,978
- other regulatory compliance services	3,638	12,579
Total audit services	1,260,706	1,137,235
Non-audit services		
Auditors of the Company:		
KPMG Australia:		
- taxation compliance services	1,017,013	589,651
- other tax related services	-	107,043
Overseas KPMG firms:		
- taxation compliance services	445,753	461,149
Total non-audit services	1,462,766	1,157,843

State of affairs

There were no significant changes to the state of affairs of Cochlear during the financial year.

Likely developments

Further information as to likely developments in the operations of Cochlear and the expected results of those operations in subsequent financial years has not been included in this Directors' Report because the directors believe, on reasonable grounds, that to include such information would be likely to result in unreasonable prejudice to Cochlear.

Remuneration Report – audited

Key management personnel have authority and responsibility for planning, directing and controlling the activities of Cochlear, including directors of the Company and other executives. Key management personnel comprise the directors of the Company and senior executives for Cochlear including the five most highly remunerated Company and Group executives.

Remuneration Committee

The Remuneration Committee operates under delegated authority of the Board. The Remuneration Committee approves the remuneration policy and structure for senior executives (being the executive director and other executives named in this report) and makes recommendations to the Board on the total remuneration packages of each senior executive.

External advice on remuneration matters is obtained and is made available for the Remuneration Committee.

From 1 July 2011, all proposed remuneration consultancy contracts (within the meaning of section 206K of the Corporations Act 2001) will be subject to prior approval by the Board or the Remuneration Committee in accordance with the Corporations Act 2001.

Remuneration policies

The Board recognises that Cochlear's performance is dependent on the quality of its people. To successfully achieve its financial and operating objectives in a complex and global environment, Cochlear must be able to attract, motivate and retain highly skilled senior executives who are dedicated to the interests of shareholders. Cochlear adopts a total remuneration approach for senior executives. The key principles that underpin Cochlear's Remuneration Policy include:

- a competitive total remuneration strategy provided to attract, motivate and retain senior executive talent;
- a significant proportion (up to 70% of total fixed remuneration) of total senior executive remuneration linked to financial performance and business objectives, under the Cochlear Management Short Term Incentive Plan (CMSTIP);
- a significant proportion (up to 70% of total fixed remuneration) of total senior executive remuneration linked to the creation of long-term value for shareholders under the Cochlear Executive Long Term Incentive Plan (CELTIP); and
- a requirement that all directors and senior executives achieve and then maintain a holding of shares or vested options equivalent to or greater than one year's fixed remuneration through direct acquisition of shares or by acquiring and retaining rights to vested options and performance shares.

The Remuneration Policy assists Cochlear to achieve its business strategy and objectives. The Remuneration Committee recognises that, while remuneration is a key factor in recruiting the right people, it is not the only factor. Cochlear's corporate reputation, its ethical culture and values and its ability to provide interesting and challenging career opportunities, also play an important role.

Remuneration structure

Chief Executive Officer and other senior executives

Remuneration of the Chief Executive Officer and other senior executives is based on policies and programs under the following categories:

- total fixed remuneration made up of base salary and superannuation, retirement benefits and other incidental benefits; and
- variable remuneration made up of an annual short-term incentive plan and long-term incentives.

The remuneration structure is designed to strike a balance between fixed and variable remuneration. Variable remuneration is tied to performance and is at risk. The table below details the percentage remuneration components of the directors and senior executives at target levels of performance:

	Fixed	Variable or at risk remuneration	
	Base salary	Short-term bonus	Long-term equity
Directors			
Mr R Holliday-Smith (Chairman)	100%	-	-
Mrs YA Allen	100%	-	-
Mr PR Bell	100%	-	-
Prof E Byrne, AO	100%	-	-
Mr A Denver	100%	-	-
Mr DP O'Dwyer	100%	-	-
Dr CG Roberts (CEO/President)	42%	29%	29%
Executives – Consolidated Entity			
Mr R Brook (President, European Region)	62%	19%	19%
Mr NJ Mitchell* (Chief Financial Officer and Company Secretary)	56%	22%	22%
Mr MD Salmon* (President, Asia Pacific Region)	52%	24%	24%
Mr CM Smith (President, Americas Region)	54%	23%	23%
Mr DN Morris* (President, Bone Anchored Solutions)	56%	22%	22%
Executives – Company			
Mr D Howitt (Senior Vice President, Manufacturing and Logistics)	56%	22%	22%
Mr J Janssen (Senior Vice President, Design and Development)	56%	22%	22%

* Senior executive of Consolidated Entity and the Company.

Service contracts

Cochlear does not enter into service contracts for senior executives, other than the CEO/President. Senior executives operate under standard termination and redundancy conditions with the following exceptions:

- the President, Asia Pacific Region has a notice period of three months; the President, European Region has a notice period of six months; and the President, Americas Region has a notice period of 60 calendar days;
- the President, European Region will receive a maximum of Swiss francs (CHF) 30,000 for repatriation costs in the case of termination or resignation; and
- the President, Americas Region will be entitled to 12 months' base pay if his employment is terminated for reasons other than serious misconduct.

The CEO/President's conditions are set out separately in this Remuneration Report.

Base salary and benefits

Base salaries are determined by reference to appropriate benchmark information including comparable Australian Securities Exchange (ASX) listed companies based on market capital and revenue, taking into account an individual's responsibilities, performance, qualifications, experience and geographical location.

In addition to base salary, selected overseas based executives receive additional benefits including health insurance, a car allowance and a relocation allowance. In Australia, retirement benefits are paid in line with the statutory Superannuation Guarantee legislation levels. In July 2005, members of the legacy defined benefit plan were given the opportunity to transfer to the accumulation fund. Ongoing contributions are based on the estimated required company contributions, using the plan actuarial assessments to ensure that employees are not adversely prejudiced by the move. The transfer of all executive members was completed in the first half of the 2006 financial year.

Globally, retirement benefits are paid in line with local legislation and practice.

Variable remuneration

The Board believes that well designed and managed short-term and long-term incentive plans are important elements of employee remuneration, providing tangible incentives for senior executives to achieve Cochlear's short-term and long-term performance goals. Participation in these plans encourages greater involvement by senior executives to share in the future growth, prosperity and profitability of Cochlear in a way that gives them a community of interest with shareholders.

The proportions of variable remuneration opportunity vary for senior executives within Cochlear, reflecting an individual's responsibilities, performance and experience.

Cochlear Management Short Term Incentive Plan

Short-term incentives for senior executives are determined under the CMSTIP. The short-term incentive is structured in such a way that a significant part of the senior executive's package depends upon achievement of individual performance goals linked to the business strategy and objectives and the financial performance of Cochlear. Financial measures include targets of revenue and earnings before interest and tax. Short-term incentives are paid on both the half and full year results.

The percentage of total remuneration that is allocated to short-term incentives varies according to the senior executive's position and the range is 30% to 70% of total fixed remuneration for achieving all budgeted targets. In years of exceptional performance, the short-term incentives could increase to 100% of total fixed remuneration.

The process of determining relevant performance measures and whether they are met is as follows:

- at the beginning of the financial year, the Remuneration Committee recommends to the Board the targets for the CEO/President and the other senior executives. These are dependent on financial objectives and agreement between the CEO/President and the senior executive on individual performance goals; and
- the CEO/President and the other senior executives and then the CEO/President and Chairman assess progress towards the financial and individual performance goals. The Remuneration Committee reviews, and the Board approves, these assessments prior to any payment.

The Remuneration Committee also evaluates the proposed short-term incentive awards in aggregate and determines their appropriateness having regard to Cochlear's overall financial results. After this assessment, the Remuneration Committee makes its recommendation to the Board for payment. Once approved by the Board, the short-term incentive awards are paid to participants. This occurs on a half and full year basis.

Cochlear Executive Long Term Incentive Plan

The CELTIP was approved by shareholders at the 2003 Annual General Meeting (AGM). The CELTIP is designed to reward senior executives for achieving long-term growth in shareholder value.

Senior executives are offered a mixture of options (being options to acquire ordinary shares of Cochlear Limited) and performance shares (being fully paid ordinary shares of Cochlear Limited).

The number of options and performance shares offered to a senior executive depends on their fixed remuneration and Cochlear's target remuneration package for the senior executive's position. The mixture of options and performance shares is determined at the discretion of the Board.

The exercise price of the options is based on the weighted average price of Cochlear Limited's shares traded during the five business days following the date of the provision of the preliminary final report to the ASX in August each year. All options refer to options over ordinary shares of Cochlear Limited. Each option is convertible to one ordinary share. All performance shares are ordinary shares of Cochlear Limited. Each performance share equates to one ordinary share.

Options and performance shares granted under the CELTIP are subject to vesting conditions. Under these vesting conditions participants are restricted from any trading of performance shares or options until vesting conditions are met. Cochlear also prohibits CELTIP participants from hedging unvested options and performance shares. Additionally, Cochlear has general policy restricting all employees from "short selling" Cochlear securities.

Both the options and performance shares are subject to performance hurdles and vesting restrictions, which will ultimately determine the final number of options that will be exercisable and the number of performance shares receivable by a senior executive. The relevant performance hurdles and vesting restrictions are:

- a three year vesting period – during which time the senior executive must remain in employment and will be unable to exercise the options or trade the performance shares; and
- the performance of Cochlear over the vesting period – measured by using growth in earnings per share (EPS) and total shareholder return (TSR) as measured against the S&P/ASX 100 comparator group. Half the offer will be assessed against EPS growth and the other half using TSR as follows:

Compound annual growth rate of EPS over a three year period		Ranking of TSR against S&P/ASX 100 comparator group over a three year period	
Performance	% of options and performance shares vesting	Performance	% of options and performance shares vesting
<10%	0%	<50th percentile	0%
10% to 20%	50% to 100% pro-rata	50th to 75th percentile	50% to 100% pro-rata
>20%	100%	>75th percentile	100%

Options and performance shares only vest if time qualifications and relevant performance hurdles are met or on death of the employee.

There are no voting or dividend rights attached to options. There are no voting rights attached to the unvested ordinary shares. Voting rights will be attached to the unissued ordinary shares when the options have been exercised. Performance shares are held in trust for the senior executives. Participants may direct the plan trustee to exercise votes attaching to shares held in trust for them.

Dividends paid to the trust in respect of performance shares are, in turn, paid to the relevant senior executives during the vesting period. Voting rights are not transferred but are attached to the performance shares once ownership is transferred. Dividends are no longer payable once shares are forfeited.

To comply with Long Term Incentive (LTI) obligations, the Board has discretion to issue new shares or purchase shares from the open market.

The following factors and assumptions were used in determining the fair value of options on grant date using the Black-Scholes model:

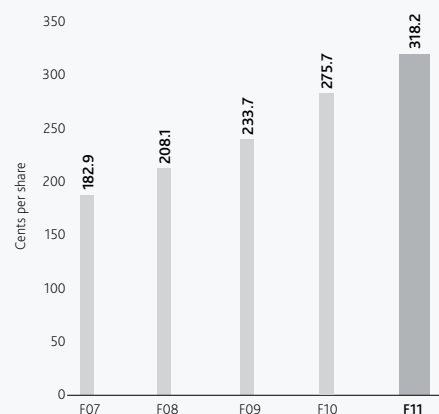
Grant date	Option life	Fair value per option	Exercise price	Price of shares on grant date	Expected volatility	Risk free interest rate per annum	Dividend yield per annum
16 August 2010	3 – 5 years	\$9.86	\$69.80	\$69.31	34.6%	4.49%	2.60%

Performance shares granted on 16 August 2010 have a fair value of \$41.26.

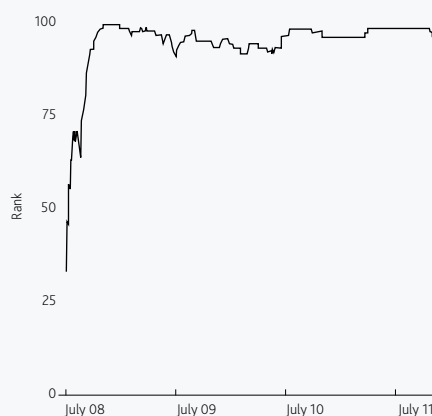
Performance of Cochlear in current CELTIP cycle

Depicted in the charts below is a comparison of basic EPS of Cochlear for the financial years 2007 to 2011 and the TSR performance of Cochlear relative to the S&P/ASX 100 for financial years 2009 to 2011:

Cochlear EPS performance



Cochlear TSR performance



For the year ended 30 June 2011, the growth in basic EPS was 15% and the decrease in total return to Cochlear Limited shareholders (as measured from the change in share price plus dividends paid) was 2%. Cochlear's TSR position for F11 is at number 58.

Consequences of performance on shareholder wealth

In considering Cochlear's performance and benefits for shareholder wealth, the Remuneration Committee has regard to the following indices in respect of the current financial year and the previous four financial years:

Amounts \$	2011	2010	2009	2008	2007
Net profit attributable to equity holders of the parent entity (million)	180.1	155.2	130.5	115.2	100.1
Dividends paid (million)	118.9	107.1	89.5	77.9	60.4
Share price at 30 June	72.00	74.32	57.70	43.65	61.00
Change in share price	(2.32)	16.62	14.05	(17.35)	6.37

Executive director

At the date of this Remuneration Report, there is one executive director in office, Dr CG Roberts.

Dr CG Roberts was appointed to the Board on 1 February 2004 at the time of his appointment as CEO/President.

Dr CG Roberts' appointment has no fixed term and a notice period of six months. If Cochlear terminates Dr CG Roberts' employment without cause, he will be entitled to receive an amount equivalent to 12 months of his total fixed remuneration plus the amount of benefits under the CMSTIP pro-rated to the date of termination.

Dr CG Roberts participates in the CMSTIP at a value equal to 70% of total fixed remuneration.

Dr CG Roberts participates in the CELTIP at a value equal to 70% of total fixed remuneration. The proportion of CELTIP that is provided between options and performance shares is determined by the Board.

Non-executive directors

Fees for non-executive directors are based on the nature of the directors' work and their responsibilities. The remuneration rates reflect the complexity of Cochlear and the extent of the geographical regions in which Cochlear operates. In determining the level of fees, survey data on comparable companies is considered. Non-executive directors' fees are recommended by the Remuneration Committee and determined by the Board. Shareholders approve the aggregate amount of non-executive director fees.

Fees are within the aggregate amount approved by shareholders at the AGM in October 2007 of \$1,500,000 a year.

At the date of this report, the Chairman of Cochlear is Mr R Holliday-Smith. His director's fees are set at three times the base fee for non-executive directors. He does not receive any additional fees for serving on committees of the Board.

From 2003, no new non-executive director was entitled to join the Cochlear Limited directors' retirement scheme. Non-executive directors appointed prior to this were members of the scheme, which provided directors with more than five years' service, retirement benefits of up to three times their annual remuneration over the previous three years.

On 23 October 2006, the Board determined that it should implement changes to non-executive director remuneration consistent with developing market practice and guidelines by discontinuing the ongoing accrual of benefits under the existing retirement scheme once the remaining members of the scheme reached their five year service period. The benefits accrued to that date will be indexed by reference to the bank bill rate.

All directors transitioned from the retirement scheme during the year ended 30 June 2007.

Non-executive directors do not receive any performance related remuneration, options or performance shares.

There are no commitments to non-executive directors arising from non-cancellable contracts with the Company or the Consolidated Entity.

Directors' and senior executives' remuneration details

The following table provides the details of all the directors and the executives of the Company and the Consolidated Entity with the authority and responsibility for planning, directing and controlling the activities of the Company and the Consolidated Entity (key management personnel), including the five most highly remunerated executives of the Company and the Consolidated Entity.

Details of the nature and amount of each major element of remuneration are:

	Year	Fixed remuneration					Variable remuneration			Total	Proportion of total remuneration			
		Short-term		Long-term			Short-term	Equity compensation ^{(i), (iv)}			Total	Performance related	Equity related	
Amounts \$		Salary and fees	Non-monetary benefits ⁽ⁱⁱ⁾	Super-annuation benefits	Termination benefits ⁽ⁱⁱⁱ⁾	Long service leave	Total	Bonus ⁽ⁱ⁾	Value of options	Value of performance shares	Total	%	%	
Directors														
<i>Non-executive</i>														
Mr R Holliday-Smith (Chairman)	2011	439,943	-	15,199	-	-	455,142	-	-	-	455,142	-	-	
	2010	188,332	-	14,544	-	-	202,876	-	-	-	202,876	-	-	
Mrs YA Allen (Appointed 2 August 2010)	2011	163,846	-	13,657	-	-	177,503	-	-	-	177,503	-	-	
	2010	-	-	-	-	-	-	-	-	-	-	-	-	
Mr PR Bell	2011	171,043	-	14,703	-	-	185,746	-	-	-	185,746	-	-	
	2010	167,563	-	14,282	-	-	181,845	-	-	-	181,845	-	-	
Mr TCE Bergman (Retired 30 June 2010)	2010	424,805	-	14,461	36,476	-	475,742	-	-	-	475,742	-	-	
Prof E Byrne, AO	2011	166,135	-	14,507	18,288	-	198,930	-	-	-	198,930	-	-	
	2010	149,909	-	13,492	14,937	-	178,338	-	-	-	178,338	-	-	
Mr A Denver	2011	180,620	-	15,222	-	-	195,842	-	-	-	195,842	-	-	
	2010	162,371	-	14,178	-	-	176,549	-	-	-	176,549	-	-	
Mr DP O'Dwyer	2011	186,135	-	15,263	-	-	201,398	-	-	-	201,398	-	-	
	2010	170,678	-	14,345	-	-	185,023	-	-	-	185,023	-	-	
<i>Executive</i>														
Dr CG Roberts (CEO/President)	2011	1,200,388	-	15,199	-	25,647	1,241,234	741,411	512,648	-	1,254,059	2,495,293	50.3%	20.5%
	2010	1,137,844	-	14,461	-	28,398	1,180,703	490,951	461,393	-	952,344	2,133,047	44.6%	21.6%

	Year	Fixed remuneration				Variable remuneration				Total	Proportion of total remuneration		
		Short-term		Long-term		Total	Short-term	Equity compensation ^{(i), (iv)}			Total	Performance related	Equity related
Amounts \$		Salary and fees	Non-monetary benefits ⁽ⁱⁱ⁾	Super-annuation benefits	Long service leave		Bonus ⁽ⁱ⁾	Value of options	Value of performance shares			%	%
Executives													
<i>Consolidated Entity</i>													
Mr R Brook ^{(v), (vi)} (President, European Region)	2011	440,286	89,441	37,659	-	567,386	175,914	142,603	-	318,517	885,903	36.0%	16.1%
	2010	422,945	66,293	36,208	-	525,446	141,396	142,283	-	283,679	809,125	35.1%	17.6%
Mr NJ Mitchell ^{(v), (vi), (vii)} (Chief Financial Officer and Company Secretary)	2011	440,899	-	116,532	15,336	572,767	183,697	160,034	-	343,731	916,498	37.5%	17.5%
	2010	425,506	-	108,188	16,898	550,592	140,589	146,475	-	287,064	837,656	34.3%	17.5%
Mr MD Salmon ^{(v), (vi), (vii)} (President, Asia Pacific Region)	2011	474,221	-	15,199	9,279	498,699	211,141	154,437	-	365,578	864,277	42.3%	17.9%
	2010	457,002	-	14,461	12,702	484,165	131,833	137,905	-	269,738	753,903	35.8%	18.3%
Mr CM Smith ^{(v), (vi)} (President, Americas Region)	2011	468,875	21,948	12,997	-	503,820	182,804	111,084	69,149	363,037	866,857	41.9%	20.8%
	2010	486,021	23,969	14,023	-	524,013	196,218	136,739	39,690	372,647	896,660	41.6%	19.7%
Mr DN Morris ^{(v), (vii)} (President, Bone Anchored Solutions)	2011	422,213	-	15,199	10,526	447,938	152,106	119,033	-	271,139	719,077	37.7%	16.6%
	2010	412,168	-	14,461	9,379	436,008	118,891	110,085	-	228,976	664,984	34.4%	16.6%
<i>Company</i>													
Mr D Howitt ^(v) (Senior Vice President, Manufacturing and Logistics)	2011	411,962	-	15,199	17,031	444,192	148,048	114,342	-	262,390	706,582	37.1%	16.2%
	2010	396,557	-	14,461	12,454	423,472	114,939	103,360	-	218,299	641,771	34.0%	16.1%
Mr J Janssen ^{(v), (vi)} (Senior Vice President, Design and Development)	2011	416,498	-	15,199	10,238	441,935	150,385	117,973	-	268,358	710,293	37.8%	16.6%
	2010	404,345	-	14,461	8,984	427,790	117,415	112,279	-	229,694	657,484	34.9%	17.1%

(i) Short-term and long-term incentive bonuses are granted annually. The grant date is tied to the performance appraisal, which for the current year was completed by 30 June 2011. The service and performance criteria are set out in this report.

(ii) Benefits include the provision of car allowances, health insurance and relocation costs.

(iii) Amounts accrued for interest during the financial year to the directors' retirement scheme.

(iv) The value disclosed above is the proportion of the fair value of the options and performance shares allocated to the financial year. The ability to exercise the options and performance shares is conditional on Cochlear achieving certain performance hurdles. The estimated value of options for the current financial year is calculated at the date of grant using the Black-Scholes model. Further details of options granted during the financial year are set out below. The value of performance shares for the current financial year is calculated as the share price at the date of issue discounted for vesting probabilities.

(v) Executive is included as one of the five named Company executives or Consolidated Entity executives who received the highest remuneration in the current financial year in accordance with section 300A of the Corporations Act 2001.

(vi) Executive is included as a key management person in accordance with AASB 124 Related Party Disclosures.

(vii) Denotes Consolidated Entity and Company executives.

Exercise of options granted as remuneration

During the financial year, the following shares were issued on the exercise of options previously granted as compensation:

	Number of shares	Amount paid \$/share
Executive director		
Dr CG Roberts	64,718	49.43
Executives		
<i>Consolidated Entity</i>		
Mr R Brook	36,469	55.13
Mr NJ Mitchell	31,014	55.45
Mr MD Salmon	16,929	49.43
Mr CM Smith	21,512	52.63
Mr DN Morris	14,848	49.43
<i>Company</i>		
Mr D Howitt	23,435	55.65
Mr J Janssen	31,120	54.56

During the previous financial year, 189,220 options were exercised. There are no amounts unpaid on the shares issued as a result of the exercise of the options in prior years.

Analysis of bonuses included in remuneration

Details of the vesting profile of the short-term incentive cash bonuses awarded as remuneration to each executive director of the Company and each of the five named Company executives and relevant Consolidated Entity executives are detailed below:

Amounts \$	Short-term incentive bonus		
	Included in remuneration	% vested in financial year ⁽ⁱ⁾	% forfeited during financial year ⁽ⁱⁱ⁾
Executive director			
Dr CG Roberts	741,411	87.2%	12.8%
Executives			
<i>Consolidated Entity</i>			
Mr R Brook	175,914	93.9%	6.1%
Mr NJ Mitchell	183,697	87.5%	12.5%
Mr MD Salmon	211,141	95.8%	4.2%
Mr CM Smith	182,804	85.1%	14.9%
Mr DN Morris	152,106	87.0%	13.0%
<i>Company</i>			
Mr D Howitt	148,048	86.7%	13.3%
Mr J Janssen	150,385	86.9%	13.1%

(i) Amounts included in remuneration for the financial year represent the amounts that vested in the financial year based on achievement of personal goals and satisfaction of specified performance goals. No amounts vest in future financial years in respect of the CMSTIP for the 2011 financial year.

(ii) The amounts forfeited in short-term incentive bonuses are due to the personal and specified performance service goals not being met in the current financial year.

Analysis of share based payments granted as remuneration

Details of the vesting profile of the options and performance shares granted as remuneration to each director of the Company and each of the five named Company executives and relevant Consolidated Entity executives are set out below:

	Date of grant ^(iv)	Options			Performance shares				
		Number granted	% vested in financial year	% forfeited in financial year ⁽ⁱ⁾	Number granted	% vested in financial year	% forfeited in financial year ⁽ⁱ⁾	Value Min ⁽ⁱⁱ⁾ \$	Yet to vest Max ⁽ⁱⁱⁱ⁾ \$
Executive director									
Dr CG Roberts	20 August 2007	59,088	87%	13%	-	-	-	-	-
	18 August 2008	101,412	-	-	-	-	-	-	-
	17 August 2009	58,599	-	-	-	-	-	-	-
	16 August 2010	86,272	-	-	-	-	-	-	-
Executives									
<i>Consolidated Entity</i>									
Mr R Brook	20 August 2007	17,422	87%	13%	-	-	-	-	-
	18 August 2008	30,285	-	-	-	-	-	-	-
	17 August 2009	19,663	-	-	-	-	-	-	-
	16 August 2010	17,674	-	-	-	-	-	-	-
Mr NJ Mitchell	20 August 2007	15,644	87%	13%	-	-	-	-	-
	18 August 2008	35,824	-	-	-	-	-	-	-
	17 August 2009	20,686	-	-	-	-	-	-	-
	16 August 2010	21,302	-	-	-	-	-	-	-
Mr MD Salmon	20 August 2007	14,891	87%	13%	-	-	-	-	-
	18 August 2008	33,446	-	-	-	-	-	-	-
	17 August 2009	19,344	-	-	-	-	-	-	-
	16 August 2010	22,363	-	-	-	-	-	-	-
Mr CM Smith	20 August 2007	12,577	87%	13%	2,377	87%	13%	-	-
	18 August 2008	29,714	-	-	1,726	-	-	-	38,783
	17 August 2009	22,379	-	-	-	-	-	-	-
	16 August 2010	-	-	-	5,781	-	-	-	238,177
Mr DN Morris	20 August 2007	13,296	87%	13%	-	-	-	-	-
	18 August 2008	25,074	-	-	-	-	-	-	-
	17 August 2009	14,505	-	-	-	-	-	-	-
	16 August 2010	17,740	-	-	-	-	-	-	-
Company									
Mr D Howitt	20 August 2007	12,211	87%	13%	-	-	-	-	-
	18 August 2008	24,032	-	-	-	-	-	-	-
	17 August 2009	13,903	-	-	-	-	-	-	-
	16 August 2010	17,312	-	-	-	-	-	-	-
Mr J Janssen	20 August 2007	13,396	87%	13%	-	-	-	-	-
	18 August 2008	24,819	-	-	-	-	-	-	-
	17 August 2009	14,358	-	-	-	-	-	-	-
	16 August 2010	17,559	-	-	-	-	-	-	-

(i) The percentage forfeited in the financial year represents the reduction from the maximum number of options and performance shares available to vest due to EPS, TSR or employee service periods not being met.

(ii) The minimum value of performance shares yet to vest is nil as the performance criteria may not be met and consequently, the performance shares may not vest.

(iii) The maximum value of performance shares yet to vest is not determinable as it depends on the market price of shares of the Company on the ASX at the date the performance shares vest. The maximum values disclosed above are based on the valuations as per this report.

(iv) Options and performance shares vest three years after their initial grant date.

Analysis of movements in options

The movement in value during the financial year of options over ordinary shares of Cochlear Limited held by each Company director and each of the five named Company executives and relevant Consolidated Entity executives is detailed below:

Amounts \$	Value of options		
	Granted in year ⁽ⁱ⁾	Exercised in year ⁽ⁱⁱ⁾	Forfeited in year ⁽ⁱⁱ⁾
Executive director			
Dr CG Roberts	850,642	1,737,372	152,274
Executives			
<i>Consolidated Entity</i>			
Mr R Brook	174,266	742,592	44,891
Mr NJ Mitchell	210,038	587,269	40,320
Mr MD Salmon	220,499	384,965	38,375
Mr CM Smith	-	443,954	32,404
Mr DN Morris	174,916	364,518	34,271
<i>Company</i>			
Mr D Howitt	170,696	302,423	31,470
Mr J Janssen	173,132	541,105	34,524

(i) The value of options granted in the year is the fair value of the options calculated at grant date using the Black-Scholes model. The total value of the options granted is included in the table above. This amount is allocated to remuneration over the vesting period (i.e. in years 30 June 2013 to 30 June 2015).

(ii) The value of options exercised and forfeited during the year is calculated as the market price of shares of the Company on the ASX as at close of trading on the date the options were exercised or forfeited after deducting the price paid or payable to exercise the option.

Other items – unaudited

Unissued shares under option

At the date of this report, unissued ordinary shares of the Company under option are:

Number of options	Plan	Exercise price per share	Exercise period
168,756	CELTIP	\$63.18	August 2010 – September 2012
696,113	CELTIP	\$49.91	August 2011 – September 2013
418,905	CELTIP	\$60.04	August 2012 – September 2014
435,677	CELTIP	\$69.80	August 2013 – September 2015

These options do not entitle the holder to participate in any share issue of the Company or any other body corporate.

The closing share price at 30 June 2011 was \$72.00.

During the financial year, the Company granted 443,498 options over ordinary shares to employees under the CELTIP. The options are exercisable in the two years following lodgement with the ASX of the Company's preliminary final report for the year ending 30 June 2013. The number of options which will be exercisable is dependent on the performance measures and retention requirements set out in this Remuneration Report.

During the year, 70,728 options granted by the Company were forfeited.

Directors' interests

The relevant interest of each director in the share capital of the Company, as notified by the directors to the ASX in accordance with section 205G(1) of the Corporations Act 2001, at the date of this report is as follows:

	Cochlear Limited ordinary shares	Options over ordinary shares
Mr R Holliday-Smith	5,500	-
Mrs YA Allen	2,500	-
Mr PR Bell	2,500	-
Prof E Byrne, AO	2,000	-
Mr A Denver	2,500	-
Mr DP O'Dwyer	3,350	-
Dr CG Roberts	725,310	297,542

Indemnification of officers

Under the terms of Article 35 of the Company's Constitution, and to the extent permitted by law, the Company has indemnified the directors of the Company named in this Directors' Report, the Company Secretary, Mr NJ Mitchell, and other persons concerned in or taking part in the management of the Consolidated Entity. The indemnity applies when persons are acting in their capacity as officers of the Company in respect of:

- liability to third parties (other than the Company or related bodies corporate), if the relevant officer has acted in good faith; and
- costs and expenses of successfully defending legal proceedings in which relief under the Corporations Act 2001 is granted to the relevant officer.

Insurance premiums

During the financial year, the Company paid a premium for a Directors' and Officers' Liability Insurance policy and a Supplementary Legal Expenses Insurance policy. The insurance provides a cover for the directors named in this Directors' Report, the Company Secretary, and officers and former directors and officers of the Company. The insurance also provides cover for present and former directors and officers of other companies in the Consolidated Entity. The directors have not included in this report details of the nature of the liabilities covered and the amount of the premium paid in respect of the Directors' and Officers' Liability and Supplementary Legal Expenses Insurance policies, as such disclosure is prohibited under the terms of the contract.

Events subsequent to the reporting date

Other than the matter noted below, there has not arisen in the interval between the end of the financial year and the date of this Directors' Report, any item, transaction or event of a material and unusual nature likely, in the opinion of the directors of the Company, to affect significantly the operations of Cochlear, the results of those operations, or the state of affairs of Cochlear in future financial years:

Dividends

For dividends declared after 30 June 2011, see Note 9 to the financial statements.

Lead auditor's independence declaration

The lead auditor's independence declaration is set out on page 47 and forms part of the Directors' Report for the financial year ended 30 June 2011.

Rounding off

The Company is of a kind referred to in Australian Securities and Investments Commission (ASIC) Class Order 98/100 dated 10 July 1998 and in accordance with that Class Order, amounts in the Directors' Report and Financial Report have been rounded off to the nearest one thousand dollars, unless otherwise indicated.

Dated at Sydney this 9th day of August 2011.

Signed in accordance with a resolution of the directors:



Director



Director

Lead auditor's independence declaration under section 307C of the Corporations Act 2001

To: the directors of Cochlear Limited

I declare that, to the best of my knowledge and belief, in relation to the audit for the year ended 30 June 2011 there have been:

- (i) no contraventions of the auditor independence requirements as set out in the Corporations Act 2001 in relation to the audit; and
- (ii) no contraventions of any applicable code of professional conduct in relation to the audit.



KPMG

Sydney, 9 August 2011



Kevin Leighton, Partner

	Note	2011 \$000	2010 \$000
Revenue	5(a)	809,646	734,803
Cost of sales	5(b)	(228,486)	(202,191)
Gross profit		581,160	532,612
Other income	5(c)	7,906	9,064
Selling and general expenses		(196,237)	(183,705)
Administration expenses		(43,699)	(43,722)
Research and development expenses	5(b)	(108,935)	(94,897)
Results from operating activities		240,195	219,352
Finance income	6	3,608	2,406
Finance expense	6	(8,666)	(12,407)
Net finance expense		(5,058)	(10,001)
Profit before income tax		235,137	209,351
Income tax expense	8	(55,023)	(54,199)
Net profit		180,114	155,152
Basic earnings per share (cents)	11	318.2	275.7
Diluted earnings per share (cents)	11	316.1	274.2

The notes on pages 53 to 101 are an integral part of these consolidated financial statements.

	Note	2011 \$000	2010 \$000
Net profit		180,114	155,152
Other comprehensive income			
Foreign currency translation differences	6	(15,073)	(28,562)
Effective portion of changes in fair value of cash flow hedges, net of tax	6	64,923	52,921
Net change in fair value of cash flow hedges transferred to the income statement, net of tax	6	(54,188)	(27,056)
Total other comprehensive income		(4,338)	(2,697)
Total comprehensive income		175,776	152,455

The notes on pages 53 to 101 are an integral part of these consolidated financial statements.

	Note	2011 \$000	2010 \$000
Assets			
Cash and cash equivalents	22(a)	72,423	42,808
Trade and other receivables	12	238,276	210,690
Capitalised building costs – construction of Headquarters	28	-	74,326
Inventories	13	106,126	104,407
Current tax assets	16	3,936	7,695
Prepayments		9,123	7,962
Total current assets		429,884	447,888
Trade and other receivables	12	17,184	25,143
Property, plant and equipment	14	69,357	49,597
Intangible assets	15	208,550	211,839
Deferred tax assets	16	16,072	17,252
Total non-current assets		311,163	303,831
Total assets		741,047	751,719
Liabilities			
Trade and other payables		85,047	70,763
Loans and borrowings – operations	17	60,000	-
Loans and borrowings – construction of Headquarters	17, 28	-	73,811
Current tax liabilities	16	17,288	12,630
Provisions	19	42,393	36,896
Deferred revenue		18,732	19,048
Total current liabilities		223,460	213,148
Trade and other payables		-	5,724
Loans and borrowings – operations	17	3,040	82,934
Provisions	19	11,264	11,605
Total non-current liabilities		14,304	100,263
Total liabilities		237,764	313,411
Net assets		503,283	438,308
Equity			
Share capital		119,737	117,016
Reserves		23,357	22,269
Retained earnings		360,189	299,023
Total equity		503,283	438,308

The notes on pages 53 to 101 are an integral part of these consolidated financial statements.

Amounts \$000	Issued capital	Treasury reserve	Translation reserve	Hedging reserve	Share based payment reserve	Retained earnings	Total equity
2010							
Balance at 1 July 2009	99,427	(1,992)	(22,214)	19,779	18,274	250,960	364,234
Total comprehensive income							
Net profit	-	-	-	-	-	155,152	155,152
Other comprehensive income							
Foreign currency translation differences	-	-	(28,562)	-	-	-	(28,562)
Effective portion of changes in fair value of cash flow hedges, net of tax	-	-	-	52,921	-	-	52,921
Net change in fair value of cash flow hedges transferred to the income statement, net of tax	-	-	-	(27,056)	-	-	(27,056)
Total other comprehensive income	-	-	(28,562)	25,865	-	-	(2,697)
Total comprehensive income	-	-	(28,562)	25,865	-	155,152	152,455
Transactions with owners, recorded directly in equity							
Shares issued	20,415	(834)	-	-	-	-	19,581
Share based payment transactions	-	-	-	-	9,127	-	9,127
Dividends to shareholders	-	-	-	-	-	(107,089)	(107,089)
Balance at 30 June 2010	119,842	(2,826)	(50,776)	45,644	27,401	299,023	438,308
2011							
Balance at 1 July 2010	119,842	(2,826)	(50,776)	45,644	27,401	299,023	438,308
Total comprehensive income							
Net profit	-	-	-	-	-	180,114	180,114
Other comprehensive income							
Foreign currency translation differences	-	-	(15,073)	-	-	-	(15,073)
Effective portion of changes in fair value of cash flow hedges, net of tax	-	-	-	64,923	-	-	64,923
Net change in fair value of cash flow hedges transferred to the income statement, net of tax	-	-	-	(54,188)	-	-	(54,188)
Total other comprehensive income	-	-	(15,073)	10,735	-	-	(4,338)
Total comprehensive income	-	-	(15,073)	10,735	-	180,114	175,776
Transactions with owners, recorded directly in equity							
Shares issued	3,384	(663)	-	-	-	-	2,721
Share based payment transactions	-	-	-	-	5,426	-	5,426
Dividends to shareholders	-	-	-	-	-	(118,948)	(118,948)
Balance at 30 June 2011	123,226	(3,489)	(65,849)	56,379	32,827	360,189	503,283

The notes on pages 53 to 101 are an integral part of these consolidated financial statements.

	Note	2011 \$000	2010 \$000
Cash flows from operating activities			
Cash receipts from customers		724,443	704,205
Cash paid to suppliers and employees		(468,257)	(474,824)
Grant and other income received		1,742	9,064
Interest received		821	1,510
Interest paid		(6,879)	(9,373)
Income taxes paid		(50,593)	(51,036)
Net cash provided by operating activities	22(b)	201,277	179,546
Cash flows from investing activities			
Acquisition of property, plant and equipment		(39,918)	(17,506)
Acquisition of enterprise resource planning system		(5,426)	(4,385)
Acquisition of other intangible assets		(4,213)	(6,786)
Payments for construction of Headquarters		(40,957)	(63,696)
Proceeds from sale of construction of Headquarters	28	130,302	-
Net cash provided by/(used in) investing activities		39,788	(92,373)
Cash flows from financing activities			
Proceeds of borrowings – multi-option credit facility		129,000	64,500
Repayments of borrowings – multi-option credit facility		(149,000)	(158,500)
Proceeds of borrowings – construction of Headquarters		24,533	61,814
Repayments of borrowings – construction of Headquarters		(98,344)	-
Proceeds from issue of share capital		2,721	19,581
Dividends paid by the parent entity	9	(118,948)	(107,089)
Net cash used in financing activities		(210,038)	(119,694)
Net increase/(decrease) in cash and cash equivalents		31,027	(32,521)
Cash and cash equivalents, net of overdrafts at 1 July		42,808	80,016
Effects of exchange fluctuation on cash held		(1,412)	(4,687)
Cash and cash equivalents, net of overdrafts at 30 June	22(a)	72,423	42,808

The notes on pages 53 to 101 are an integral part of these consolidated financial statements.

1. Reporting entity

Cochlear Limited (the Company) is a company domiciled in Australia. The consolidated financial statements of the Company as at and for the year ended 30 June 2011 comprise the Company and its controlled entities (together referred to as Cochlear or the Consolidated Entity). Cochlear operates in the implantable hearing device industry.

2. Basis of preparation

(a) Statement of compliance

The Financial Report is a general purpose financial report which has been prepared in accordance with Australian Accounting Standards (AASBs) (including Australian Accounting Interpretations) adopted by the Australian Accounting Standards Board (AASB) and the Corporations Act 2001. The Financial Report of the Consolidated Entity and the Financial Report of the Company comply with International Financial Reporting Standards (IFRS) and Interpretations adopted by the International Accounting Standards Board (IASB).

The consolidated financial statements were approved by the Board of directors on 9 August 2011.

(b) Basis of measurement

The consolidated financial statements have been prepared on the historical cost basis except for derivative financial instruments which are measured at fair value. The method used to measure the fair value of derivative instruments is discussed further in Note 3(e).

(c) Functional and presentation currency

These consolidated financial statements are presented in Australian dollars, which is the Company's functional currency.

The Company is of a kind referred to in ASIC Class Order 98/100 dated 10 July 1998 and in accordance with that Class Order, all financial information presented in Australian dollars has been rounded to the nearest one thousand dollars unless otherwise stated.

(d) Use of judgements and estimates

The preparation of financial statements in conformity with AASBs requires management to make judgements, estimates and assumptions that affect the application of accounting policies and then reported amounts of assets, liabilities, income and expenses. Actual results may differ from these estimates.

Estimates and underlying assumptions are reviewed on an ongoing basis. Revisions to accounting estimates are recognised in the period in which the estimate is revised and in any future periods affected.

Management discussed with the Audit Committee the development, selection and disclosure of Cochlear's critical accounting policies and estimates and the application of these policies and estimates.

Information about assumptions and estimation uncertainties that have a significant risk of resulting in a material adjustment within the next financial year is included in the following notes:

Note 15 – Intangible assets

Note 19 – Provisions

Note 20 – Contingent liabilities

Note 25 – Employee benefits

Note 26 – Financial instruments.

3. Significant accounting policies

The accounting policies set out below have been applied consistently to all periods presented in these consolidated financial statements and have been applied consistently by all entities in Cochlear.

(a) Basis of consolidation

Controlled entities

Controlled entities are entities controlled by the Company. Control exists when the Company has the power, directly or indirectly, to govern the financial and operating policies of an entity so as to obtain benefits from its activities. In assessing control, potential voting rights that presently are exercisable or convertible are taken into account. The financial statements of controlled entities are included in the consolidated financial statements from the date that control commences until the date that control ceases. The accounting policies of controlled entities have been changed when necessary to align them with the policies adopted by the Consolidated Entity.

Acquisitions of a minority interest in a controlled entity are treated as a transaction with owners. Consequently, the difference between the purchase consideration and the carrying amount of Cochlear's interest in the net assets of the controlled entity is treated as goodwill.

Transactions eliminated on consolidation

Intra-group balances and any unrealised gains and losses or income and expenses arising from intra-group transactions, are eliminated in preparing the consolidated financial statements.

Special purpose entities

Cochlear has established special purpose entities (SPEs) for trading and investment purposes. An SPE is consolidated if, based upon an evaluation of the substance of its relationship with Cochlear and the SPE's risks and rewards, Cochlear concludes that it controls the SPE. SPEs controlled by Cochlear were established under terms that impose strict limitations on decision-making powers of the SPE's management.

(b) Income recognition

Revenues are recognised at fair value of the consideration received net of the amount of goods and services tax (GST).

Sales revenue

Sales revenue comprises revenue earned (net of returns, discounts and allowances) from the provision of products or services. Revenue from the sale of goods is recognised in the income statement when the significant risks and rewards of ownership have been transferred to the buyer. No revenue is recognised if there are significant uncertainties regarding recovery of the consideration due or if there is a risk of return of goods or there is continuing management involvement with the goods. Revenue from the sale of services is recognised when the service has been provided to the customer and where there are no continuing unfulfilled service obligations.

The accounting policy for foreign exchange gains/losses arising from hedges of forecast sales transactions is set out in accounting policy (e).

Other income

Other income, including government grants, is recognised on a systematic basis over the periods necessary to match it with the related costs for which it is intended to compensate or, if the costs have already been incurred, in the period in which it becomes receivable. The income is deemed to be receivable when the entitlement is confirmed. Dividend income from subsidiaries is recognised by the parent entity when the dividends are declared by the subsidiary.

(c) Goods and services tax

Revenues, expenses and assets are recognised net of the amount of GST, except where the amount of GST incurred is not recoverable from the taxation authority. In these circumstances, the GST is recognised as part of the cost of acquisition of the asset or as part of the expense.

Receivables and payables are stated with the amount of GST included. The net amount of GST recoverable from, or payable to, the relevant taxation authority is included as a current asset or liability in the balance sheet.

Cash flows are included in the statement of cash flows on a gross basis. The GST components of cash flows arising from investing and financing activities which are recoverable from, or payable to, the relevant taxation authority are classified as operating cash flows.

(d) Foreign currency

Foreign currency transactions

Transactions in foreign currencies are translated to the respective functional currencies of controlled entities at the foreign exchange rate ruling at the date of the transaction. Monetary assets and liabilities denominated in foreign currencies at the reporting date are translated to the functional currency at the foreign exchange rate ruling at that date. Non-monetary assets and liabilities denominated in foreign currencies that are stated at historical cost are translated using the exchange rate at the date of the transaction. Non-monetary assets and liabilities denominated in foreign currencies that are stated at fair value are translated to the functional currency at the foreign exchange rates ruling at the date the fair value was determined.

Foreign exchange differences arising on translation are recognised in the income statement.

Financial statements of foreign operations

The assets and liabilities of foreign operations, including goodwill and fair value adjustments arising on acquisition, generally are translated to the functional currency at foreign exchange rates ruling at the reporting date.

The revenues and expenses of foreign operations are translated to the functional currency at rates approximating the foreign exchange rates ruling at the dates of transactions.

Foreign currency differences arising from translation of controlled entities with a different functional currency to that of Cochlear are recognised in the foreign currency translation reserve (translation reserve). When a foreign operation is disposed of, in part or in full, the relevant amount of its translation reserve is transferred to the income statement and reported as part of the gain or loss on disposal.

Foreign exchange gains and losses arising from a monetary item receivable from or payable to a foreign operation, the settlement of which is neither planned nor likely in the foreseeable future, are considered to form part of a net investment in a foreign operation and are recognised directly in equity in the translation reserve.

(e) Financial instruments

Derivative financial instruments

Cochlear holds derivative financial instruments to hedge its exposure to foreign exchange risk and interest rate risk arising from operating, investing and financing activities. In accordance with its treasury policy, Cochlear does not hold or issue derivative financial instruments for trading purposes. However, derivatives that do not qualify for hedge accounting are accounted for as trading instruments.

On initial designation of the hedge, Cochlear formally documents the relationship between the hedging instrument and hedged item, including the risk management objectives and strategy in undertaking the hedge transaction, together with the methods that will be used to assess the effectiveness of the hedging relationship. Cochlear makes an assessment, both at inception of the hedge relationship as well as on an ongoing basis, whether the hedging instruments are expected to be highly effective in offsetting the changes in the fair value or cash flows of the respective hedged items during the period for which the hedge is designated, and whether the actual results of each hedge are within a range of 80% to 125%. For a cash flow hedge of a forecast transaction, the transaction should be highly probable to occur and should present an exposure to variations in cash flows that could ultimately occur.

Derivative financial instruments are recognised initially at fair value. Attributable transaction costs are recognised in the income statement when incurred. Subsequent to initial recognition, derivative financial instruments are measured at fair value with changes in fair value accounted for as described below.

Non-derivative financial assets and liabilities

Cochlear initially recognises loans and receivables and deposits on the date that they are originated. All other financial assets (including assets designated at fair value through profit or loss) are recognised initially on the trade date at which Cochlear becomes a party to the contractual provisions of the instrument.

Cochlear derecognises a financial asset when the contractual rights to the cash flows from the asset expire, or it transfers the rights to receive the contractual cash flows on the financial asset in a transaction in which substantially all the risks and rewards of ownership of the financial asset are transferred. Any interest in transferred financial assets that is created or retained by Cochlear is recognised as a separate asset or liability.

Financial assets and liabilities are offset and the net amount presented in the balance sheet when, and only when, Cochlear has a legal right to offset the amounts and intends either to settle on a net basis or to realise the asset and settle the liability simultaneously.

Cochlear has the following non-derivative financial assets: financial assets at fair value through profit or loss and loans and receivables.

Financial assets at fair value through profit or loss

A financial asset is classified as at fair value through profit or loss if it is classified as held for trading or is designated as such upon initial recognition. Financial assets are designated at fair value through profit or loss if Cochlear manages such investments and makes purchase and sale decisions based on their fair value in accordance with Cochlear's documented risk management or investment strategy. Attributable transaction costs are recognised in profit or loss when incurred. Financial assets at fair value through profit or loss are measured at fair value, and changes therein are recognised in profit or loss.

Loans and receivables

Loans and receivables are financial assets with fixed or determinable payments that are not quoted in an active market. Such assets are recognised initially at fair value plus any directly attributable transaction costs. Subsequent to initial recognition, loans and receivables are measured at amortised cost using the effective interest rate method, less any impairment losses.

Loans and receivables comprise cash and cash equivalents, and trade and other receivables, including service concession receivables.

Non-derivative financial liabilities

Cochlear initially recognises debt securities issued and subordinated liabilities on the date that they are originated. All other financial liabilities (including liabilities designated at fair value through profit or loss) are recognised initially on the trade date at which Cochlear becomes a party to the contractual provisions of the instrument.

Cochlear derecognises a financial liability when its contractual obligations are discharged or cancelled or expire.

Financial assets and liabilities are offset and the net amount presented in the balance sheet when, and only when, Cochlear has a legal right to offset the amounts and intends either to settle on a net basis or to realise the asset and settle the liability simultaneously.

Cochlear classified non-derivative financial liabilities into the other financial liabilities category. Such financial liabilities are recognised initially at fair value plus any directly attributable transaction costs. Subsequent to initial recognition, these financial liabilities are measured at amortised cost using the effective interest rate method.

Other financial liabilities comprise loans and borrowings, bank overdrafts and trade and other payables.

Bank overdrafts that are repayable on demand and form an integral part of Cochlear's cash management are included as a component of cash and cash equivalents for the purpose of the statement of cash flows.

Accounting for finance income and expense is discussed in accounting policy (q).

Determination of fair values

The fair value of forward exchange contracts is based upon the listed market price, if available. If a listed market price is not available, the fair value is estimated by discounting the difference between the contractual forward price and the current forward price for the residual maturity of the contract using a risk free interest rate based upon government bonds.

The fair value of interest rate swaps is based upon broker quotes which are then tested for reasonableness by discounting future estimated cash flows based upon the terms and maturity of each contract and using market interest rates for similar instruments.

Other

Other non-derivative financial instruments are measured at amortised cost using the effective interest rate method, less any impairment losses.

Cash flow hedges

Changes in the fair value of a derivative financial instrument designated as a cash flow hedge are recognised directly in equity to the extent that the hedge is effective. To the extent that the hedge is ineffective, changes in fair value are recognised in the income statement.

If the derivative financial instrument no longer meets the criteria for hedge accounting, expires or is sold, terminated or exercised, then hedge accounting is discontinued prospectively. The cumulative gain or loss previously recognised in equity remains there until the forecast transaction occurs or when cash flows arising from the transaction are received.

When the forecast transaction subsequently results in the recognition of a non-financial asset or non-financial liability, the associated cumulative gain or loss is removed from equity and transferred to the carrying amount of the non-financial asset or liability. If a hedge of a forecast transaction subsequently results in the recognition of a financial asset or a financial liability, then the associated gains and losses that were previously recognised directly in equity are reclassified into the income statement in the same period or periods during which the asset acquired or liability assumed affects the income statement.

For cash flow hedges, other than those covered by the preceding statement, the associated cumulative gain or loss is removed from equity and recognised in the income statement in the same period or periods during which the hedged forecast transaction affects the income statement and on the same line item as that hedged forecast transaction. The ineffective part of any gain or loss is recognised immediately in the income statement.

Hedges of net investment in foreign operations

Foreign currency differences arising on the retranslation of a financial liability designated as a hedge of a net investment in a foreign operation are recognised in other comprehensive income to the extent that the hedge is effective, and are presented within equity in the translation reserve. To the extent that the hedge is ineffective, such differences are recognised in the income statement. When the hedged part of a net investment is disposed of, the relevant amount in the translation reserve is transferred to the income statement as part of the profit or loss on disposal.

(f) Cash and cash equivalents

Cash and cash equivalents comprise cash balances and call deposits with an original maturity of three months or less. Bank overdrafts that are repayable on demand and form an integral part of Cochlear's cash management are included as a component of cash and cash equivalents for the purpose of the statement of cash flows.

(g) Provisions

A provision is recognised in the balance sheet when Cochlear has a present legal or constructive obligation as a result of a past event that can be measured reliably, and it is probable that an outflow of economic benefits will be required to settle the obligation. Provisions are determined by discounting the expected future cash flows at a pre-tax rate that reflects current market assessments of the time value of money and the risk specific to the liability. The unwinding of the discount rate is recognised as a finance cost.

Warranties

Provisions for warranty claims are made for claims in relation to sales made prior to the reporting date, based on historical claim rates and respective product populations. Warranty periods on hardware products extend for three to 10 years.

Onerous contracts

A provision for onerous contracts is recognised when expected benefits to be derived by Cochlear from a contract are lower than the unavoidable cost of meeting contractual obligations. The provision is measured at the lower of the expected cost of terminating the contract and the expected net cost of continuing with the contract. Before a provision is established, Cochlear recognises any impairment loss on the assets associated with the contract.

Self-insurance

Cochlear self-insures to manage certain risks associated with operating in its line of business. Claims are recognised when an incident occurs that may give rise to a claim and are measured at the cost that Cochlear expects to incur in settling the claims, discounted using a rate that reflects current market assessments of the time value of money and the risks specific to the liability.

Make good lease costs

Cochlear has a number of operating leases over its offices that require the premises to be returned to the lessor in its original condition. The operating lease payments do not include an element for the repairs/overhauls.

A provision for make good lease costs is recognised at the time it is determined that it is probable that such costs will be incurred in a future period, measured at the expected cost of returning the asset to the lessor in its original condition. An offsetting asset of the same value is also recognised and is classified in property, plant and equipment. This asset is amortised to the income statement over the life of the lease.

(h) Intangible assets**Goodwill**

All business combinations are accounted for by applying the purchase method. Goodwill represents the difference between the cost of the acquisition and the fair value of the net identifiable assets acquired.

Goodwill is stated at cost less any accumulated impairment losses. Goodwill is allocated to cash generating units and is tested annually for impairment (see accounting policy (i)). Negative goodwill arising on an acquisition is recognised directly in the income statement.

Enterprise resource planning system

The expenditure incurred on hardware and software and the costs necessary for the implementation of the system are recognised as an intangible asset, to the extent that Cochlear controls future economic benefits as a result of the costs incurred, and are stated at cost less accumulated amortisation. Costs include expenditure that is directly attributable to the development and implementation of the system and includes direct labour.

Research and development expenditure

Expenditure on research activities, undertaken with the prospect of gaining new scientific or technical knowledge and understanding, is recognised in the income statement as an expense as incurred.

Development activities involve a plan or design for production of new or substantially improved products or processes before the start of commercial production or use. Development expenditure is capitalised only if development costs can be measured reliably, the product or process is technically and commercially feasible, future economic benefits are probable and Cochlear intends to and has sufficient resources to complete development and use or sell the asset.

The expenditure capitalised includes the cost of materials, direct labour and an appropriate proportion of overheads. Other development expenditure is recognised in the income statement as an expense as incurred. Capitalised development expenditure is stated at cost less accumulated amortisation (see below) and impairment losses (see accounting policy (i)).

Other intangible assets

Other intangible assets, comprising acquired technology, patents and licences, customer relationships and intellectual property, are acquired individually or through business combinations and are stated at cost less accumulated amortisation (see below) and impairment losses (see accounting policy (i)). Expenditure on internally generated goodwill and brands is recognised in the income statement as an expense as incurred.

Subsequent expenditure

Subsequent expenditure on capitalised intangible assets is capitalised only when it increases the future economic benefits embodied in the specific asset to which it relates. All other expenditure is expensed as incurred.

Amortisation

Amortisation is calculated over the cost of the asset, or an other amount substituted for cost, less its residual value.

Amortisation is recognised in the income statement on a straight-line basis over the estimated useful lives of the intangible assets from the date they are available for use unless such lives are indefinite. Goodwill and intangible assets with an indefinite useful life are systematically tested for impairment annually. The estimated useful lives for the current and comparative periods are as follows:

Acquired technology, patents and licences	4 – 15 years
Enterprise resource planning system	2.5 – 5 years
Customer relationships	4 years
Capitalised development expenditure	1 – 3 years.

(i) Impairment**Non-financial assets**

The carrying amounts of Cochlear's non-financial assets, other than inventories (see accounting policy (k)), employee benefit assets (see accounting policy (l)), and deferred tax assets (see accounting policy (n)), are reviewed at each reporting date to determine whether there is any indication of impairment. If any such indication exists, the asset's recoverable amount is estimated (see below).

For goodwill and intangible assets that have indefinite useful lives, and intangible assets that are not yet available for use, the recoverable amount is estimated at each balance sheet date.

The recoverable amount of an asset or cash generating unit is the greater of its value in use, and its fair value less costs to sell. In assessing value in use, the estimated future cash flows are discounted to their present value using a pre-tax discount rate that reflects current market assessments of the time value of money. For the purpose of impairment testing, assets are grouped together into the smallest group of assets that generates cash inflows from continuing use that is largely independent of the cash inflows of other assets or groups of assets (cash generating unit). The goodwill acquired in a business combination, for the purpose of impairment testing, is allocated to cash generating units that are expected to benefit from the processes, intellectual property acquired and synergies of the combination.

An impairment loss is recognised whenever the carrying amount of an asset or its cash generating unit exceeds its recoverable amount. Impairment losses are recognised in the income statement unless the asset has previously been revalued, in which case the impairment loss is recognised as a reversal to the extent of that previous revaluation, with any excess recognised through the income statement.

Impairment losses recognised in respect of cash generating units are allocated first to reduce the carrying amount of any goodwill allocated to the cash generating unit or a group of units and then, to reduce the carrying amount of the other assets in the unit or a group of units on a pro-rata basis.

An impairment loss in respect of goodwill is not reversed. In respect of other assets, impairment losses recognised in prior periods are assessed at each reporting date for indications that the loss has decreased or no longer exists. An impairment loss is reversed if there has been a change in the estimates used to determine the recoverable amount. An impairment loss is reversed only to the extent that the asset's carrying amount does not exceed the carrying amount that would have been determined, net of depreciation or amortisation, if no impairment loss had been recognised.

Financial assets

Cochlear's financial assets (cash and cash equivalents, trade and other receivables, and investments in controlled entities) are assessed at each reporting date to determine whether there is any objective evidence of impairment. A financial asset is considered impaired if objective evidence indicates that one or more events have had a negative effect on the estimated future cash flows of that asset.

The recoverable amount of financial assets is calculated as the present value of estimated future cash flows, discounted at the original effective interest rate (i.e. the effective interest rate computed at initial recognition of these financial assets). Financial assets with a short duration are not discounted. An impairment loss of a financial asset is measured as the difference between the asset's carrying amount and its recoverable amount.

Impairment of financial assets is not recognised until objective evidence is available that a loss event has occurred. Individual significant financial assets are individually assessed for impairment. Impairment testing of financial assets not assessed individually is performed by placing them into portfolios of similar risk profiles and undertaking a collective assessment of impairment based on objective evidence from historical experience adjusted for any effects of conditions existing at the balance date.

All impairment losses are recognised in the income statement. An impairment loss is reversed if the reversal can be related objectively to an event occurring after the impairment loss was recognised. The reversal of impairment losses on financial assets is recognised in the income statement.

In assessing collective impairment, Cochlear uses historical trends of the probability of default, timing of recoveries and the amount of loss incurred, adjusted for management's judgement as to whether current economic and credit conditions are such that the actual losses are likely to be greater or less than suggested by historical trends.

(j) Property, plant and equipment**Owned assets**

Items of property, plant and equipment are stated at cost less accumulated depreciation (see below) and impairment losses (see accounting policy (i)). An asset's cost is determined as the consideration provided plus incidental costs directly attributable to the acquisition.

The cost of self-constructed assets includes the cost of material and direct labour, an appropriate share of fixed and variable overheads, and capitalised interest and any other costs directly attributable to bringing the asset to a working condition for its intended use.

Subsequent costs in relation to replacing a part of property, plant and equipment are recognised in the carrying amount of the item if it is probable that future economic benefits embodied within the part will flow to Cochlear and its cost can be measured reliably. All other costs are recognised in the income statement as incurred.

In respect of borrowing costs relating to qualifying assets, Cochlear capitalises borrowing costs directly attributable to the acquisition, construction or production of a qualifying asset as part of the cost of that asset.

Leased assets

Operating leases

Payments made under operating leases are expensed on a straight-line basis over the term of the lease, except where an alternative basis is more representative of the pattern of benefits to be derived from the leased property. Minimum lease payments include fixed rate increases.

Depreciation

Depreciation is calculated over the depreciable amount, which is the cost of an asset, or other amount substituted for cost, less its residual value.

Depreciation is recognised in the income statement on a straight-line basis. Items of property, plant and equipment, including leasehold assets, are depreciated using the straight-line method over their estimated useful lives, taking into account estimated residual values. Assets are depreciated from the date of acquisition or, in respect of internally constructed assets, from the time an asset is completed and held ready for use. Leased assets are depreciated over the shorter of the lease term and their useful lives unless it is reasonably certain that Cochlear will obtain ownership by the end of the lease term.

Depreciation rates and methods, useful lives and residual values are reviewed at each balance sheet date. When changes are made, adjustments are reflected prospectively in current and future financial periods only. The estimated useful lives in the current and comparative periods are as follows:

Leasehold improvements	2 – 15 years
Plant and equipment	3 – 14 years.

(k) Inventories

Inventories are measured at the lower of cost and net realisable value. Net realisable value is the estimated selling price in the ordinary course of business less estimated costs of completion and selling, marketing and distribution expenses.

Cost is based on the first-in-first-out principle and includes expenditure incurred in acquiring the inventories and bringing them to their existing condition and location. In the case of manufactured inventories and work in progress, cost includes an appropriate share of both variable and fixed overhead costs. Fixed overhead costs are allocated on the basis of normal operating capacity.

(l) Employee benefits

Defined contribution plans

A defined contribution plan is a post-employment benefit plan under which the entity pays fixed contributions into a separate entity and will have no legal or constructive obligation to pay further amounts.

Prepaid contributions are recognised as an asset. Contributions to a defined contribution plan that are due more than 12 months after the end of the period in which the employees render the service are discounted to their present value.

Obligations for contributions to defined contribution plans are recognised as an expense in the income statement as incurred.

Defined benefit plans

A defined benefit plan is a post-employment benefit plan other than a defined contribution plan.

A liability or asset in respect of defined benefit plans is recognised in the balance sheet, and is measured as the present value of the defined benefit obligation at the reporting date adjusted for unrecognised actuarial gains or losses less the fair value of the plan's assets at that date and any unrecognised past service cost. The present value of the defined benefit obligation is based on expected future payments which arise from membership of the plan to the reporting date, calculated by independent actuaries using the projected unit credit method.

When the calculation results in plan assets exceeding liabilities to Cochlear, the recognised asset is limited to the net total of any unrecognised actuarial losses and past service costs and the present value of any future refunds from the plan or reductions in future contributions to the plan.

Past service cost is the increase in the present value of the defined benefit obligation for employee services in prior periods, resulting in the current period from the introduction of, or changes to, post-employment benefits or other long-term employee benefits. Past service costs may either be positive (where benefits are introduced or improved) or negative (where existing benefits are reduced).

Expected future payments are discounted using market yields at the reporting date on national government bonds with terms to maturity and currency that match the estimated future cash flows.

When the benefits of a plan are improved, the portion of the increased benefit relating to past service by employees is recognised as an expense in the income statement on a straight-line basis over the average period until the benefits become vested. To the extent that the benefits vest immediately, the expense is recognised immediately in the income statement.

The full amount of actuarial gains and losses that arise are recognised directly in equity.

Wages, salaries and annual leave

Liabilities for employee benefits for wages, salaries and annual leave expected to settle within 12 months of the year end represent present obligations resulting from employees' services provided up to the reporting date, calculated at undiscounted amounts based on remuneration wage and salary rates that Cochlear expects to pay as at the reporting date including related on-costs, such as workers' compensation insurance and payroll tax.

Long service leave

The provision for employee benefits for long service leave represents the present value of the estimated future cash outflows to be made by the employer resulting from employees' services provided up to the reporting date.

The provision is calculated using expected future increases in remuneration rates, including related on-costs, and expected settlement dates based on turnover history, and is discounted using the rates attaching to national government securities at the reporting date, which most closely match the terms to maturity of the related liabilities. The unwinding of the discount is treated as a long service leave expense.

Share based payments

The Company has granted options and performance shares to certain employees under the Cochlear Executive Long Term Incentive Plan (CELTIP).

The fair value of options and performance shares granted is recognised as an employee benefits expense with a corresponding increase in equity. The fair value is measured at the date the options or shares are granted taking into account market based criteria and expensed over the vesting period after which the employees become unconditionally entitled to the options and shares. The fair value of the options granted is measured using the Black-Scholes method, taking into account the terms and conditions attached to the options.

The fair value of the performance shares granted is measured using the weighted average share price of ordinary shares in the Company, taking into account the terms and conditions attached to the shares.

The amount recognised as an expense is adjusted to reflect the actual number of options and shares that vest except where forfeiture is due to market related conditions.

When the Company grants options over its shares to employees of controlled entities, the fair value at grant date is recognised as an increase in the investment in subsidiaries, with a corresponding increase in equity over the vesting period of the grant.

Treasury shares

The Company operates the Cochlear Executive Long Term Incentive Plan (Performance Shares) Trust (Trust). The main purpose of the Trust is to hold unvested performance shares as part of the CELTIP. Under IFRS, the Trust qualifies as an equity compensation plan special purpose entity and its results are included in those for the Company and the Consolidated Entity.

Any shares held by the Trust are accounted for as treasury shares and treated as a reduction in the share capital of the Company and the Consolidated Entity.

(m) Receivables

Trade and other receivables are stated at amortised cost less impairment losses (see accounting policy (i)).

(n) Taxation

Income tax expense comprises current and deferred tax. Current and deferred tax are recognised in the income statement except to the extent that it relates to a business combination, or items recognised directly in equity or in other comprehensive income.

Current tax is the expected tax payable or receivable on the taxable income or loss for the year, using tax rates enacted or substantively enacted at the reporting date, and any adjustment to tax payable in respect of previous years. Current tax payable also includes any tax liability arising from the declaration of dividends.

Deferred tax is recognised in respect of temporary differences between the carrying amounts of assets and liabilities for financial reporting purposes and the amounts used for taxation purposes. Deferred tax is not recognised for:

- temporary differences on the initial recognition of assets or liabilities in a transaction that is not a business combination and that affects neither accounting nor taxable profit or loss;
- temporary differences related to investments in controlled entities and jointly controlled entities to the extent that it is probable that they will not reverse in the foreseeable future; and
- taxable temporary differences arising on the initial recognition of goodwill.

Deferred tax is measured at the tax rates that are expected to be applied to temporary differences when they reverse, based on the laws that have been enacted or substantively enacted by the reporting date.

Deferred tax assets and liabilities are offset if there is a legally enforceable right to offset current tax liabilities and assets, and they relate to income taxes levied by the same tax authority on the same taxable entity, or on different tax entities, but they intend to settle current tax liabilities and assets on a net basis or their tax assets and liabilities will be realised simultaneously.

A deferred tax asset is recognised for unused tax losses, tax credits and deductible temporary differences, to the extent that it is probable that future taxable profits will be available against which they can be utilised. Deferred tax assets are reviewed at each reporting date and are reduced to the extent that it is no longer probable that the related tax benefit will be realised.

Additional income tax expenses that arise from the distribution of cash dividends are recognised at the same time that the liability to pay the related dividend is recognised. Cochlear does not distribute non-cash assets as dividends to its shareholders.

Cochlear and its wholly-owned Australian resident entities are part of a tax-consolidated group. As a consequence, all members of the tax-consolidated group are taxed as a single entity. The head entity within the tax-consolidated group is Cochlear Limited.

(o) Payables

Trade and other payables are stated at amortised cost.

(p) Loans and borrowings

Loans and borrowings are recognised initially at fair value less attributable transaction costs. Subsequent to initial recognition, loans and borrowings are stated at amortised cost, with any difference between amortised cost and redemption value being recognised in the income statement over the period of the borrowings on an effective interest rate basis.

(q) Finance income and expense

Interest income is recognised as it accrues in the income statement using the effective interest rate method. Borrowing costs are recognised as they accrue in the income statement as a finance expense except to the extent that borrowing costs relate to the purchase of qualifying assets in which case they are capitalised into the purchase cost of the qualifying asset as permitted by AASB 123 Borrowing Costs (2007). Debt establishment costs are capitalised and recognised as a reduction in loans and borrowings. They are calculated based on the effective interest rate method and are amortised over the period of the loan. Foreign exchange differences net of the effect of hedges on borrowings, are recognised in net finance income/(expense).

(r) Earnings per share

Cochlear presents basic and diluted earnings per share (EPS) for its ordinary shares. Basic EPS is calculated by dividing the net profit attributable to equity holders of the parent entity for the financial period, after excluding any costs of servicing equity (other than ordinary shares) by the weighted average number of ordinary shares of the Company, adjusted for any bonus issue.

Diluted EPS is calculated using the basic EPS earnings as the numerator. The weighted average number of shares used as the denominator is adjusted by the after-tax effect of financing costs associated with the dilutive potential ordinary shares and the effect on revenues and expenses of conversion to ordinary shares associated with dilutive potential ordinary shares adjusted for any bonus issue.

(s) Segment reporting***Determination and presentation of operating segments***

An operating segment is a component of Cochlear that engages in business activities from which it may earn revenues and incur expenses, including revenues and expenses that relate to transactions with any of Cochlear's other components if separately reported and monitored. An operating segment's operating results are reviewed regularly by the CEO/President to make decisions about resources to be allocated to the segment and assess its performance, and for which discrete financial information is available.

Segment results that are reported to the CEO/President include items directly attributable to a segment, as well as those that can be allocated on a reasonable basis. Unallocated items comprise mainly corporate head office results.

(t) Share capital***Ordinary shares***

Ordinary shares are classified as equity.

Incremental costs directly attributable to the issue of ordinary shares and share options are recognised as a deduction from equity, net of any income tax benefit.

Repurchase of share capital (treasury shares)

When share capital recognised as equity is repurchased, the amount of the consideration paid, including directly attributable costs, is recognised as a deduction from equity, net of any tax effects. Repurchased shares are classified as treasury shares and are presented as a deduction from total equity. When treasury shares are subsequently sold or reissued, the amount received is recognised as an increase in equity, and the surplus or deficit on the transaction is transferred to or from retained earnings.

Dividends

A liability for dividends payable is recognised in the financial period in which the dividends are declared.

(u) Construction contracts

Construction contract revenue includes the initial amount agreed in the contract plus any variations in contract work, claims and incentive payments to the extent that it is probable that they will result in revenue and can be measured reliably. As soon as the outcome of a construction contract can be estimated reliably, construction contract revenue and expenses are recognised in the income statement.

Construction contract revenue and expenses are estimated and recognised in accordance with the percentage of completion method which is assessed by reference to surveys of work performed.

When the outcome of a construction contract cannot be reliably estimated, construction contract revenue is recognised only to the extent of contract costs incurred that are likely to be recoverable. An expected loss on a contract is recognised immediately in the income statement.

Construction activities are not part of the ordinary course of Cochlear's business. Cochlear is exposed to the usual risks associated with construction.

(v) New standards and interpretations not yet adopted

A number of new standards, amendments to standards and interpretations are effective for annual periods beginning after 1 July 2010, and have not been applied in preparing these consolidated financial statements. None of these is expected to have a significant effect on the consolidated financial statements of Cochlear, except for AASB 9 Financial Instruments, which becomes mandatory for Cochlear's 2014 consolidated financial statements and could change the classification and measurement of financial assets. Cochlear does not plan to adopt this standard early and the extent of the impact has not been determined.

4. Financial risk management

Overview

Cochlear has exposure to the following risks from the use of financial instruments:

- Credit risk;
- Liquidity risk;
- Market risk; and
- Operational risk.

This note presents information about Cochlear's exposure to each of the above risks, its objectives, policies and processes for measuring and managing risk, and the management of capital. Further quantitative disclosures are included throughout these consolidated financial statements.

The Board of directors has overall responsibility for the establishment and oversight of the risk management framework. The fundamentals of risk management are set by the risk policy. Under instruction of the Board, management has established a Risk Management Committee which is responsible for monitoring operational and financial risk management throughout Cochlear. Monitoring risk management includes ensuring appropriate policies and procedures are published and adhered to. The Risk Management Committee reports to the Audit Committee on a regular basis.

A Treasury Management Committee has been established to administer aspects of risk management involving currency exposure and cash and funding management in accordance with the treasury risk policy. The treasury risk policy aims to manage the impact of short-term fluctuations on Cochlear's earnings. Over the longer term, permanent changes in market rates will have an impact on earnings.

Cochlear is exposed to risks from movements in exchange rates and interest rates that affect revenues, expenses, assets, liabilities and forecast transactions. Financial risk management aims to limit these market risks through ongoing operational and finance activities. Selected derivative and non-derivative hedging instruments are used for this purpose.

Exposure to credit, foreign exchange and interest rate risks arises in the normal course of Cochlear's business. Derivative financial instruments are used to hedge exposure to fluctuations in foreign exchange rates and interest rates.

The Company only hedges the risks that affect the cash flows between the parent entity and the controlled entities. Cochlear does not enter, hold or issue derivative financial instruments for trading purposes. Hedging transactions are only concluded with leading financial institutions whose credit rating is at least A on the Standard & Poor's rating index.

The Audit Committee oversees how management monitors compliance with Cochlear's risk management policies and procedures and reviews the adequacy of the risk management framework in relation to the risks faced by Cochlear. The Audit Committee is assisted in its oversight by Internal Audit. Internal Audit undertakes regular reviews of risk management controls and procedures, the results of which are reported to the Audit Committee.

Credit risk

Credit risk is the risk of financial loss to Cochlear if a customer or counterparty to a financial instrument fails to meet its contractual obligations and arises principally from Cochlear's receivables from customers.

Trade and other receivables

Cochlear's exposure to credit risk is influenced mainly by the geographical location and characteristics of individual customers. Cochlear does not have a significant concentration of credit risk with a single customer.

Policies and procedures of credit management and administration of receivables are established and executed at a regional level. Individual regions deliver reports to management and the Board on debtor ageing and collection activities on a monthly basis.

In monitoring customer credit risk, the ageing profile of total receivables balances and individually significant debtors is reported by geographic region to the Board of directors on a monthly basis. Regional management is responsible for identifying high risk customers and placing restrictions on future trading, including suspending future shipments and administering dispatches on a prepayment basis. These actions are also reported to the Board on a monthly basis.

Cochlear has established an allowance for impairment that represents its estimate of incurred losses in respect of trade and other receivables. The main components of this allowance are a specific loss component that relates to individually significant exposures and a collective loss component established for groups of assets meeting certain ageing profiles and customer types.

Guarantees

Details of guarantees provided by Cochlear are provided in Note 20.

Liquidity risk

Liquidity risk is the risk that Cochlear will not be able to meet its financial obligations as they fall due. Cochlear's approach to managing liquidity is to ensure, as far as possible, that it will always have sufficient liquidity to meet its liabilities when due, under both normal and stressed conditions, without incurring unacceptable losses or risking damage to Cochlear's reputation.

Cochlear monitors cash flow requirements and produces cash flow projections for the short and long term with a view to optimising return on investments. Typically, Cochlear ensures that it has sufficient funds on demand to meet expected operational net cash flows for a period of at least 30 days, including the servicing of financial obligations. This excludes the potential impact of extreme circumstances that cannot reasonably be predicted, such as natural disasters. In addition, Cochlear maintains lines of credit which are set out in Note 17.

Market risk

Market risk is the risk that changes in market prices such as foreign exchange rates, interest rates and equity prices will affect Cochlear's net profit or the value of its holdings of financial instruments. The objective of market risk management is to manage and control market risk exposures within acceptable parameters, while optimising the return.

Cochlear buys and sells derivatives in accordance with the treasury risk policy, and also incurs financial liabilities, in order to manage market risks. All such transactions are carried out within the guidelines set out by the treasury risk policy. Generally, Cochlear seeks to apply hedge accounting in order to manage volatility in earnings.

Currency risk

Cochlear is exposed to currency risk on sales, purchases and borrowings that are denominated in a currency other than the respective functional currencies of the controlled entities, primarily Australian dollars (AUD), but also United States dollars (USD), Euros (EUR), Sterling (GBP), Swedish kroner (SEK), Japanese yen (JPY) and Swiss francs (CHF). The currencies in which these transactions primarily are denominated are AUD, USD, EUR, GBP, SEK and JPY.

Over 90% of Cochlear's revenues and over 50% of costs are denominated in currencies other than AUD. Currency risk is hedged in accordance with the treasury risk policy. Risk resulting from the translation of assets and liabilities of foreign operations into Cochlear's reporting currency is generally not hedged.

Interest rate risk

Cochlear is exposed to interest rate risks in Australia and Japan. See Note 26 for effective interest rates, repayment and repricing analysis of outstanding debt.

Interest rate risk is hedged on a case-by-case basis by assessing the term of borrowings and the purpose for which the funds are obtained. Hedging against interest rate risk is achieved by entering into interest rate swaps.

Operational risk

Operational risk is the risk of direct and indirect loss arising from a wide variety of causes associated with Cochlear's processes, personnel, technology and infrastructure, and from external factors other than credit, market and liquidity risks such as those arising from legal and regulatory requirements and generally accepted standards of corporate behaviour. Operational risks arise from all of Cochlear's operations.

Cochlear's objective is to manage operational risk so as to balance the avoidance of financial losses and damage to Cochlear's reputation with overall cost effectiveness and to avoid control procedures that restrict initiative and creativity.

The primary responsibility for the development and implementation of controls to address operational risk is assigned to the Risk Management Committee. This responsibility is supported by the development of standards for the management of operational risk in the following areas:

- requirements for appropriate segregation of duties, including the independent authorisation of transactions;
- requirements for the reconciliation and monitoring of transactions;
- compliance with regulatory and other legal requirements;
- documentation of controls and procedures;
- requirements for the periodic assessment of operational risks faced, and the adequacy of controls and procedures to address the risks identified;
- development of contingency plans;
- training and professional development;
- ethical and business standards; and
- risk mitigation, including insurance where this is effective.

Compliance with standards is supported by a program of periodic reviews undertaken by Internal Audit. The results of Internal Audit reviews are discussed with the management of the business unit to which they relate, with summaries submitted to the Audit Committee and senior management of Cochlear.

Capital management

Cochlear's objectives when managing capital are to safeguard its ability to continue as a going concern, to provide returns to shareholders, to provide benefits to other stakeholders and to maintain an optimal capital structure to reduce the cost of capital.

The Board aims to maintain and develop a capital base appropriate to Cochlear's objectives and monitors a number of qualitative metrics as follows:

- net debt to equity ratio – defined as net debt as a proportion of net debt plus total equity;
- dividend payout ratio – defined as dividends as a proportion of net profit after tax for a given period;
- growth in EPS – defined as the compound annual growth percentage in EPS over a three year period; and
- total shareholder return (TSR) – defined as the percentage growth in share price over a three year period plus the cumulative three year dividend return calculated against the opening share price in the same three year period.

In order to maintain or adjust the capital structure, Cochlear may adjust the amount of dividends paid to shareholders, return capital to shareholders, issue new shares or sell assets to reduce debt.

Senior management tracks, manages and reports against these capital management metrics periodically as part of broader corporate governance responsibilities. In addition, the Board of directors undertakes periodic reviews of Cochlear's capital management position to assess whether the metrics continue to be appropriate and to assess whether the capital management structure is appropriate to meet Cochlear's medium and long-term strategic requirements.

Neither Cochlear nor any of its subsidiaries is subject to externally imposed capital requirements.

There were no significant changes in Cochlear's approach to capital management during the year.

Cochlear's net debt to equity ratio was as follows:

	Note	2011 \$000	2010 \$000
Total loans and borrowings		63,040	156,745
Less: Cash and cash equivalents		(72,423)	(42,808)
Group net (cash)/debt		(9,383)	113,937
Less: Loans and borrowings – construction of Headquarters	28	-	(73,811)
Add: Cash and cash equivalents – construction of Headquarters		-	994
Net (cash)/debt		(9,383)	41,120
Total equity		503,283	438,308
Net (cash)/debt to equity ratio at 30 June		(2%)	9%

	Note	2011 \$000	2010 \$000
5. Revenue and expenses			
(a) Revenue			
Sale of goods before hedging		726,010	690,538
Foreign exchange gains on hedged sales		77,411	38,652
Revenue from the sale of goods		803,421	729,190
Rendering of services		6,225	5,613
Revenue		809,646	734,803
(b) Expenses			
Cost of sales			
Carrying amount of inventories recognised as an expense		221,753	196,055
Write-down in value of inventories		6,733	6,136
Total cost of sales		228,486	202,191
Research and development expenses			
Research and development expenditure		108,935	94,881
Capitalised development expenditure – amortisation expense		-	16
Total research and development expenses		108,935	94,897
(c) Other income			
Grant received or due and receivable		828	760
Construction profit net of relocation expense	28	6,130	-
Other income		948	8,304
Total other income		7,906	9,064
(d) Employee benefits expense			
Wages and salaries		179,641	167,667
Contributions to superannuation plans		12,928	11,745
Increase in leave liabilities		3,050	150
Equity settled share based payment transactions		5,426	5,068
Total employee benefits expense		201,045	184,630
(e) Profit before income tax has been arrived at after charging the following items:			
Operating lease rental expense		17,036	11,289
Increase in provisions		1,444	4,499
Loss on disposal of property, plant and equipment		857	470

	2011	2010
	\$000	\$000
6. Net finance expense		
Recognised in the income statement		
Interest income	1,105	1,248
Net foreign exchange income	2,503	1,158
Finance income	3,608	2,406
Interest expense	(8,666)	(12,407)
Finance expense	(8,666)	(12,407)
Net finance expense recognised in the income statement	(5,058)	(10,001)
Recognised in other comprehensive income		
Foreign currency translation differences	(15,073)	(28,562)
Effective portion of changes in fair value of cash flow hedges, net of tax	64,923	52,921
Net change in fair value of cash flow hedges transferred to the income statement, net of tax	(54,188)	(27,056)
Net finance expense recognised in other comprehensive income, net of tax	(4,338)	(2,697)

	2011	2010
	\$	\$
7. Auditors' remuneration		
Audit services		
Auditors of the Company		
KPMG Australia:		
- audit and review of financial reports	587,000	552,700
- other audit services	106,000	-
- other regulatory compliance services	21,400	6,978
Overseas KPMG firms:		
- audit and review of financial reports	542,668	564,978
- other regulatory compliance services	3,638	12,579
Total audit services	1,260,706	1,137,235
Non-audit services		
Auditors of the Company		
KPMG Australia:		
- taxation compliance services	1,017,013	589,651
- other tax related services	-	107,043
Overseas KPMG firms:		
- taxation compliance services	445,753	461,149
Total non-audit services	1,462,766	1,157,843

	Note	2011 \$000	2010 \$000
8. Income tax expense			
Recognised in the income statement			
Current tax expense			
Current year		63,406	61,122
Adjustment for prior years		(3,858)	(3,329)
		59,548	57,793
Deferred tax benefit			
Origination and reversal of temporary differences		(4,525)	(3,594)
	16	(4,525)	(3,594)
Total income tax expense		55,023	54,199
Numerical reconciliation between income tax expense and profit before income tax			
Net profit		180,114	155,152
Income tax expense		55,023	54,199
Profit before income tax		235,137	209,351
Income tax expense using the Company's domestic tax rate of 30% (2010: 30%)		70,541	62,805
Increase in income tax expense due to:			
Non-deductible expenses		1,707	2,770
Decrease in income tax expense due to:			
Research and development allowances		(13,267)	(7,688)
Share based payment deductions		(319)	(305)
Effect of tax rate in foreign jurisdictions		219	(54)
		58,881	57,528
Adjustment for prior years		(3,858)	(3,329)
Income tax expense on profit before income tax		55,023	54,199
Deferred tax recognised in other comprehensive income relating to derivative financial instruments		3,475	11,585
Total deferred tax recognised in other comprehensive income	16	3,475	11,585
Deferred tax recognised directly in equity relating to share based payments		1,164	(4,059)
Total deferred tax recognised directly in equity	16	1,164	(4,059)

	Cents per share	Total amount \$000	Franked/unfranked	Date of payment
9. Dividends				
Dividends recognised in the current financial year by the Company are:				
2011				
Interim 2011 ordinary	105.0	59,544	60% Franked	15 March 2011
Final 2010 ordinary	105.0	59,404	60% Franked	23 September 2010
Total amount	210.0	118,948		
2010				
Interim 2010 ordinary	95.0	53,705	100% Franked	16 March 2010
Final 2009 ordinary	95.0	53,384	100% Franked	24 September 2009
Total amount	190.0	107,089		

Franked dividends declared or paid during the financial year were franked at the tax rate of 30%.

Subsequent events				
Since the end of the financial year, the directors declared the following dividends:				
Final 2011 ordinary	120.0	68,234	70% Franked	22 September 2011
Total amount	120.0	68,234		

The financial effect of the 2011 final dividend has not been brought to account in the financial statements for the year ended 30 June 2011 and will be recognised in the subsequent financial period.

There are no further tax consequences as a result of paying dividends other than a reduction in the franking account as shown below:

	Company	
	2011 \$000	2010 \$000
Dividend franking account		
30% franking credits available to shareholders of Cochlear Limited for subsequent financial years	18,941	5,509

The above amounts are based on the balance of the dividend franking account at year end adjusted for:

- franking credits that will arise from the payment of the current tax liability;
- franking debits that will arise from the payment of dividends recognised as a liability at the year end; and
- franking credits that the Company may be prevented from distributing in subsequent financial years.

The ability to utilise the franking account credits is dependent upon the ability to declare dividends. The impact on the dividend franking account of dividends proposed after the balance sheet date but not recorded as a liability is to reduce it by \$20,428,208 (2010: \$15,266,718).

No additional current tax liability will arise to the extent that franking credits are available with which to pay fully franked dividends. Dividends in excess of the balance of the dividend franking account will either be unfranked or result in a franking deficit tax liability payable by the Company to the extent that franking credits are provided that do not exist. The Company's policy is not to pay dividends with franking credits that will result in a franking deficit tax liability.

10. Operating segments

Cochlear has three reportable segments, which are determined on a geographical basis and are the strategic business units of Cochlear. Segment results, assets and liabilities include items directly attributable to a segment. Unallocated items comprise corporate and other net expenses and corporate and manufacturing assets and liabilities.

Information about each reportable segment is included below. Performance is measured based on segment profit before income tax as included in the internal management reports that are reviewed by Cochlear's CEO/President, who is also the chief operating decision maker. Segment profit before income tax is used to measure performance as management believes that such information is the most relevant in evaluating the results of each operating segment.

Information about reportable segments

	Americas		Europe		Asia Pacific		Total	
	2011	2010*	2011	2010*	2011	2010*	2011	2010*
	\$000	\$000	\$000	\$000	\$000	\$000	\$000	\$000
External revenues (excluding hedging)	316,962	307,568	293,331	291,456	121,942	97,127	732,235	696,151
Reportable segment profit before income tax	150,889	155,570	134,227	135,973	37,424	29,811	322,540	321,354
Reportable segment assets	82,995	93,498	159,668	142,863	51,958	34,761	294,621	271,122
Reportable segment liabilities	31,567	43,545	67,804	59,899	24,125	14,269	123,496	117,713
Other material items								
Depreciation and amortisation	683	733	1,574	1,600	599	650	2,856	2,983
Write-(up)/down in value of inventories	(74)	225	(18)	207	510	194	418	626
Segment acquisition of non-current assets	633	631	2,516	758	341	264	3,490	1,653

Reconciliations of reportable segment revenues, profit or loss, assets and liabilities and other material items

	2011	2010*
	\$000	\$000
Revenues		
Total segment revenue	732,235	696,151
Foreign exchange gains on hedged sales	77,411	38,652
Consolidated revenue	809,646	734,803
Profit or loss		
Total segment profit before income tax	322,540	321,354
Corporate and other net expenses	(82,345)	(102,002)
Net finance expense	(5,058)	(10,001)
Consolidated profit before income tax	235,137	209,351
Assets		
Reportable segment assets	294,621	271,122
Unallocated corporate and manufacturing assets	446,426	480,597
Consolidated total assets	741,047	751,719
Liabilities		
Reportable segment liabilities	123,496	117,713
Unallocated corporate and manufacturing liabilities	114,268	195,698
Consolidated total liabilities	237,764	313,411

* 2010 has been restated to reflect the most current method of reporting to the chief operating decision maker.

	Reportable segment total \$000	Corporate and manufacturing total \$000	Consolidated total \$000
2011			
Other material items			
Depreciation and amortisation	2,856	24,539	27,395
Write-down in value of inventories	418	6,315	6,733
Acquisition of property, plant and equipment and enterprise resource planning system	3,490	41,854	45,344
2010			
Other material items			
Depreciation and amortisation	2,983	20,114	23,097
Write-down in value of inventories	626	5,510	6,136
Acquisition of property, plant and equipment and enterprise resource planning system	1,653	20,238	21,891

Revenue by product

	2011 \$000	2010 \$000
Cochlear implants	647,995	603,671
Bone anchored hearing aids (Baha)	84,240	92,480
Total	732,235	696,151

	2011	2010
11. Earnings per share		
Basic earnings per share		
The calculation of basic earnings per share for the year ended 30 June 2011 was based on net profit attributable to equity holders of the parent entity of \$180,114,000 (2010: \$155,152,000) and a weighted average number of ordinary shares on issue during the year ended 30 June 2011 of 56,596,077 (2010: 56,279,542) calculated as follows:		
Net profit attributable to equity holders of the parent entity	\$180,114,000	\$155,152,000
Weighted average number of ordinary shares (basic):		
Issued ordinary shares at 1 July (number)	56,482,346	55,977,555
Effect of options and performance shares exercised (number)	102,036	295,353
Effect of shares issued under Employee Share Plan (number)	11,695	6,634
Weighted average number of ordinary shares (basic) at 30 June	56,596,077	56,279,542
Basic earnings per share (cents)	318.2	275.7
Diluted earnings per share		
The calculation of diluted earnings per share for the year ended 30 June 2011 was based on net profit attributable to equity holders of the parent entity of \$180,114,000 (2010: \$155,152,000) and a weighted average number of ordinary shares on issue during the year ended 30 June 2011 of 56,989,026 (2010: 56,576,557) calculated as follows:		
Net profit attributable to equity holders of the parent entity	\$180,114,000	\$155,152,000
Weighted average number of ordinary shares (diluted):		
Weighted average number of shares (basic) (number)	56,596,077	56,279,542
Effect of options and performance shares (number)	392,949	297,015
Weighted average number of ordinary shares (diluted) at 30 June	56,989,026	56,576,557
Diluted earnings per share (cents)	316.1	274.2

	2011	2010
	\$000	\$000
12. Trade and other receivables		
Current		
Trade receivables net of allowance for impairment losses	165,911	159,529
Other receivables	9,714	6,330
Forward exchange contracts	62,651	44,627
Interest rate swap on loan for construction of Headquarters	-	204
Total current trade and other receivables	238,276	210,690
Non-current		
Other receivables	739	929
Forward exchange contracts	16,445	24,214
Total non-current trade and other receivables	17,184	25,143
Cochlear's exposure to credit and currency risks and impairment losses related to trade and other receivables is disclosed in Note 26.		
13. Inventories		
Raw materials and stores	40,075	41,806
Work in progress	13,641	12,650
Finished goods	52,410	49,951
Total inventories	106,126	104,407

	2011	2010
	\$000	\$000
14. Property, plant and equipment		
Leasehold improvements		
At cost	22,398	32,722
Accumulated amortisation	(15,671)	(24,576)
	6,727	8,146
Plant and equipment		
At cost	134,645	105,078
Accumulated depreciation	(72,015)	(63,627)
	62,630	41,451
Total property, plant and equipment, at net book value	69,357	49,597
Reconciliations		
Reconciliations of the carrying amounts of each class of property, plant and equipment are set out below:		
Leasehold improvements		
Carrying amount at beginning of financial year	8,146	7,871
Additions	2,648	4,016
Disposals	(373)	(13)
Amortisation	(3,472)	(3,273)
Effect of movements in foreign exchange	(222)	(455)
Carrying amount at end of financial year	6,727	8,146
Plant and equipment		
Carrying amount at beginning of financial year	41,451	38,923
Additions	37,270	16,842
Disposals	(484)	(457)
Depreciation	(15,063)	(12,598)
Effect of movements in foreign exchange	(544)	(1,259)
Carrying amount at end of financial year	62,630	41,451

	2011	2010
	\$000	\$000
15. Intangible assets		
Intangible assets with indefinite useful lives		
Goodwill, at cost	159,137	159,877
Technology relationship, at cost	1,800	1,800
Total intangible assets with indefinite useful lives	160,937	161,677
Intangible assets with definite useful lives		
Acquired technology, patents and licences		
At cost	39,705	39,242
Accumulated amortisation	(8,897)	(5,673)
	30,808	33,569
Enterprise resource planning system		
At cost	41,601	36,773
Accumulated amortisation	(27,305)	(22,615)
	14,296	14,158
Customer relationships		
At cost	4,013	4,472
Accumulated amortisation	(4,013)	(4,472)
	-	-
Capitalised development expenditure		
At cost	7,759	7,759
Accumulated amortisation	(7,759)	(7,759)
	-	-
Other intangible assets		
At cost	4,059	3,652
Accumulated amortisation	(1,550)	(1,217)
	2,509	2,435
Total intangible assets with definite useful lives	47,613	50,162
Total intangible assets	208,550	211,839

	2011	2010
	\$000	\$000
Reconciliations		
Reconciliations of the carrying amounts of each class of intangible assets are set out below:		
Goodwill		
Carrying amount at beginning of financial year	159,877	173,599
Effect of movements in foreign exchange	(740)	(13,722)
Carrying amount at end of financial year	159,137	159,877
Technology relationship		
Carrying amount at beginning of financial year	1,800	1,800
Carrying amount at end of financial year	1,800	1,800
Acquired technology, patents and licences		
Carrying amount at beginning of financial year	33,569	15,907
Acquisitions	436	20,563
Amortisation	(3,219)	(2,721)
Effect of movements in foreign exchange	22	(180)
Carrying amount at end of financial year	30,808	33,569
Enterprise resource planning system		
Carrying amount at beginning of financial year	14,158	13,981
Acquisitions	5,426	4,385
Amortisation	(5,263)	(4,139)
Effect of movements in foreign exchange	(25)	(69)
Carrying amount at end of financial year	14,296	14,158
Customer relationships		
Carrying amount at beginning of financial year	-	-
Amortisation	-	-
Effect of movements in foreign exchange	-	-
Carrying amount at end of financial year	-	-
Capitalised development expenditure		
Carrying amount at beginning of financial year	-	16
Amortisation	-	(16)
Carrying amount at end of financial year	-	-
Other intangible assets		
Carrying amount at beginning of financial year	2,435	2,972
Acquisitions	521	-
Amortisation	(378)	(350)
Effect of movements in foreign exchange	(69)	(187)
Carrying amount at end of financial year	2,509	2,435

Amortisation charge

Amortisation is recognised in the administration expenses line in the income statement except for amortisation of capitalised development expenditure which is recognised in the research and development expenses line.

Impairment tests for cash generating units

Impairment testing is performed assessing carrying amounts of goodwill, other intangible assets and property, plant and equipment at Cochlear's operating divisions (cash generating units).

For the purpose of impairment testing, goodwill is allocated to Cochlear's operating divisions which represent the lowest level within Cochlear at which the goodwill is monitored for internal management purposes, which is not higher than Cochlear's operating segments as reported in Note 10.

The aggregate carrying amounts of goodwill allocated to each cash generating unit are as follows:

	2011	2010
	\$000	\$000
Americas	80,155	80,750
Europe	69,811	69,771
Asia Pacific	9,171	9,356
	159,137	159,877

The recoverable amount of each cash generating unit is based on value-in-use calculations. Those calculations use cash flow projections based on actual operating results and the three year business plan. Cash flows for further periods are extrapolated using a conservative growth rate of 3.0% (2010: 3.0%) per annum which is consistent with long-term economic growth rates. A pre-tax discount rate of 13.4% (2010: 13.4%) per annum has been used in discounting the projected pre-tax cash flows.

The key assumptions and the approach to determining their value in the current period are:

Assumption	How determined
Discount rate	Based on weighted average cost of capital
Sales volume growth rate	Based on a three year forecast taking into account historical growth rates and product lifecycle
Terminal value growth rate	Based on a three year forecast taking into account historical growth rates and product lifecycle.

The recoverable amount of each cash generating unit including unallocated corporate assets is in excess of their carrying amount and therefore no impairment charge was required. The excess of recoverable amount over carrying amount is such that a reasonably possible change in assumptions is unlikely to reduce the recoverable amount below the carrying amount.

	Assets		Liabilities		Net	
	2011	2010	2011	2010	2011	2010
	\$000	\$000	\$000	\$000	\$000	\$000
16. Deferred tax assets and liabilities						
Recognised deferred tax assets and liabilities						
Property, plant and equipment	1,667	2,480	(268)	(192)	1,399	2,288
Intangible assets	57	62	-	-	57	62
Inventories	15,814	12,461	-	-	15,814	12,461
Provisions	13,712	14,253	-	-	13,712	14,253
Deferred revenue	1,468	2,091	-	-	1,468	2,091
Forward exchange contracts	-	-	(24,151)	(20,713)	(24,151)	(20,713)
Other	13,592	11,932	(5,819)	(5,453)	7,773	6,479
Tax loss carry-forwards	-	331	-	-	-	331
Deferred tax assets/(liabilities)	46,310	43,610	(30,238)	(26,358)	16,072	17,252
Set off of tax	(30,238)	(26,358)	30,238	26,358	-	-
Net deferred tax assets	16,072	17,252	-	-	16,072	17,252

Unrecognised deferred tax liabilities

At 30 June 2011, a deferred tax liability of \$20.2 million (2010: \$20.1 million) relating to investments in subsidiaries has not been recognised because the Company controls whether the liability will be incurred and it is satisfied that it will not be incurred in the foreseeable future.

Current tax assets and liabilities

The current tax assets for the Consolidated Entity of \$3.9 million (2010: \$7.7 million) represent the amount of income taxes recoverable in respect of prior periods and arise from the payment of tax in excess of the amounts due to the relevant taxation authority. The current tax liabilities for the Consolidated Entity of \$17.3 million (2010: \$12.6 million) represent the amount of income taxes payable in respect of current and prior financial periods.

Movement in temporary differences during the year

	Note	2011 \$000	2010 \$000
Carrying amount at beginning of financial year		17,252	21,720
Recognised in the income statement	8	4,525	3,594
Recognised in other comprehensive income	8	(3,475)	(11,585)
Recognised directly in equity	8	(1,164)	4,059
Effects of movements in foreign exchange		(1,066)	(536)
Carrying amount at end of financial year		16,072	17,252

	2011	2010
	\$000	\$000
17. Loans and borrowings		
Current		
Secured bank loan – operations	60,000	-
Secured bank loan – construction of Headquarters	-	73,811
Total current loans and borrowings	60,000	73,811
Non-current		
Secured bank loans – operations ⁽ⁱ⁾	3,040	82,934
Total non-current loans and borrowings	3,040	82,934
Financing arrangements		
Cochlear had access to the following lines of credit at the reporting date:		
Unsecured bank overdrafts	396	409
Secured bank loans	3,539	3,843
Secured bank loan – multi-option credit facility	120,000	292,042
Standby letters of credit	30,018	7,313
Bank guarantees	4,882	5,329
Secured bank loan – construction of Headquarters	-	110,000
Bank guarantees – construction of Headquarters	-	1,000
	158,835	419,936
Facilities utilised at the reporting date		
Unsecured bank overdrafts	-	-
Secured bank loans	3,539	3,843
Secured bank loan – multi-option credit facility	60,000	80,000
Standby letters of credit	10,545	7,313
Bank guarantees	1,116	4,859
Secured bank loan – construction of Headquarters	-	73,811
Bank guarantees – construction of Headquarters	-	1,000
	75,200	170,826
Facilities not utilised at the reporting date		
Unsecured bank overdrafts	396	409
Secured bank loans	-	-
Secured bank loan – multi-option credit facility	60,000	212,042
Standby letters of credit	19,473	-
Bank guarantees	3,766	470
Secured bank loan – construction of Headquarters	-	36,189
Bank guarantees – construction of Headquarters	-	-
	83,635	249,110

(i) Included within secured bank loans – operations is an amount of \$499,019 (2010: \$909,000) in relation to unamortised loan establishment fees.

Unsecured bank overdrafts

Certain unsecured bank overdrafts are payable on demand and are subject to annual review. Interest on unsecured bank facilities is variable and is charged at prevailing market rates.

Secured bank loans

Cochlear has a JPY300 million bank facility maturing September 2012, which is secured by a letter of guarantee. Interest is charged at prevailing market rates.

Secured bank loans – multi-option credit facility

Cochlear's corporate debt facility was amended and restated in April 2011. The facility now has two tranches: Tranche A is a \$75.0 million loan facility which may be extended for periods of 12 months, up until 20 April 2014; and Tranche B has a total limit of \$75.0 million maturing 20 April 2014. Tranche B provides Cochlear with the option to reallocate a sub-limit of up to \$30.0 million for the purpose of drawing either bank guarantees or letters of credit. The facility is secured by interlocking guarantees provided by certain controlled entities. Interest on the facility is variable and is charged at prevailing market rates.

Secured bank loans – bank guarantee facility

In December 2009, Cochlear secured a GBP1.0 million bank guarantee line which is supported by corporate indemnities and guarantee of up to GBP2.0 million.

	2011	2010
	\$000	\$000
18. Commitments		
Operating lease commitments		
Future non-cancellable operating lease rentals not provided for in the financial statements are payable as follows:		
Not later than one year	21,474	19,487
Later than one year but not later than five years	66,650	71,912
Later than five years	122,085	152,145
Total operating lease commitments	210,209	243,544
Capital expenditure commitments		
Contracted but not provided for and payable:		
Not later than one year	3,800	8,035
Total capital expenditure commitments	3,800	8,035

Cochlear leases property under non-cancellable operating leases expiring from one to 15 years. Leases generally provide Cochlear with a right of renewal at which time all terms are renegotiated. Lease payments comprise a base amount plus an incremental contingent rental. Contingent rentals are based on movements in the Consumer Price Index.

	Note	2011 \$000	2010 \$000
19. Provisions			
Current			
Employee benefits	25	26,795	22,474
Warranties		9,336	8,542
Legal and other		5,294	4,907
Directors' retirement scheme	25	-	888
Make good lease costs		968	85
Total current provisions		42,393	36,896
Non-current			
Employee benefits	25	4,528	4,267
Warranties		2,482	2,271
Directors' retirement scheme	25	382	364
Make good lease costs		3,872	4,703
Total non-current provisions		11,264	11,605
Reconciliations			
Reconciliations of the carrying amounts of each class of provision, except for the employee benefits provision, are set out below:			
Warranties			
Carrying amount at beginning of financial year		10,813	10,137
Provisions made		22,870	23,350
Provisions used		(21,865)	(22,674)
Carrying amount at end of financial year		11,818	10,813
Legal and other			
Carrying amount at beginning of financial year		4,907	4,412
Provisions made		2,307	2,359
Provisions used		(1,905)	(1,855)
Effects of movements in foreign exchange		(15)	(9)
Carrying amount at end of financial year		5,294	4,907
Directors' retirement scheme			
Carrying amount at beginning of financial year		1,252	1,200
Provisions made		22	52
Provisions used		(892)	-
Carrying amount at end of financial year		382	1,252
Make good lease costs			
Carrying amount at beginning of financial year		4,788	1,459
Provisions made		1,247	3,346
Provisions used		(1,182)	-
Effects of movements in foreign exchange		(13)	(17)
Carrying amount at end of financial year		4,840	4,788

Employee benefits

Employee benefits include entitlements measured at the present value of future amounts expected to be paid, based on a 4% per annum projected weighted average increase in remuneration rates over an average period of eight years. The present value is calculated using a weighted average discount rate of 5% per annum based on national government securities with similar maturity terms.

Warranties

See Note 3(g) for details of how the provision balance is determined.

Legal and other

See Note 3(g) for details of how the provision balance is determined.

Directors' retirement scheme

Non-executive directors appointed prior to 2003 were entitled to retirement benefits of up to three times their annual remuneration over the previous three years once they had more than five years' service. The ongoing accrual of benefits under the directors' retirement scheme ceased from 30 June 2007. The benefits accrued to that date are indexed by reference to the bank bill rate.

Make good lease costs

See Note 3(g) for details of how the provision balance is determined.

20. Contingent liabilities

The details and estimated maximum amounts of contingent liabilities are set out below. The directors are of the opinion that provisions are either adequate or are not required in respect of these matters, as it is either not probable that a future sacrifice of economic benefits will be required, or the amount is not capable of reliable measurement.

Patent infringement complaint

During the year ended 30 June 2008, the Company was served with a complaint for patent infringement by the Alfred E. Mann Foundation for Scientific Research (Mann Foundation).

The complaint, filed in the US District Court of California, alleges that two patents have been infringed.

The Company believes the Mann Foundation's allegations are without merit and is vigorously defending the complaint.

At the date of this report, the litigation process is ongoing. No provision has been established against settlement because the probability of a significant outflow is considered unlikely.

Guarantees - operations

Cochlear amended and restated its multi-option credit facility in April 2011. The facility now has two tranches with a total facility limit of \$150.0 million and provides Cochlear with a loan sub-facility limit, which may not exceed \$30.0 million for the purpose of drawing either bank guarantees or letters of credit. The loan sub-facility limit forms part of Tranche B of the facility, which matures 20 April 2014.

In December 2009, Cochlear secured a GBP1.0 million bank guarantee line which is supported by corporate indemnities and guarantee of up to GBP2.0 million.

Guarantees – Otologics LLC

Cochlear has arranged a letter of credit of USD10.0 million (expiring 1 June 2012) facilitating a loan by Wells Fargo Bank funding joint research operations with Otologics LLC.

The obligation of Otologics LLC to pay Cochlear if a call is made on the letter of credit is secured by intellectual property owned by Otologics LLC.

21. Capital and reserves

Share capital

	Number of issued shares in market circulation		Number of shares held in Trust under CELTIP		Total number of issued shares	
	2011	2010	2011	2010	2011	2010
On issue 1 July – fully paid	56,482,346	55,977,555	61,055	74,188	56,543,401	56,051,743
Issued for nil consideration under the Employee Share Plan	15,694	18,207	-	-	15,694	18,207
Shares issued into Trust	-	-	-	12,956	-	12,956
Shares purchased from the market	(19,736)	-	19,736	-	-	-
Issued from the exercise of options	185,928	460,495	-	-	185,928	460,495
Performance shares vesting from Trust	15,910	26,089	(15,910)	(26,089)	-	-
On issue 30 June – fully paid	56,680,142	56,482,346	64,881	61,055	56,745,023	56,543,401

Cochlear has also issued options (see Note 25(b)).

The Company does not have authorised capital or par value in respect of its issued shares.

The holders of ordinary shares are entitled to receive dividends as declared from time to time and are entitled to one vote per share at shareholders' meetings.

Treasury reserve

The treasury reserve comprises the cost of shares acquired by the Trust at the date of purchase.

Translation reserve

The translation reserve records the foreign currency differences arising from the translation of the financial statements of foreign operations as well as from the translation of liabilities that hedge the Company's net investment in a foreign subsidiary, where their functional currency is different to the presentation currency of the reporting entity. See Note 3(d) for further details.

Hedging reserve

The hedging reserve comprises the effective portion of the cumulative net change in the fair value of cash flow hedging instruments related to underlying transactions that have not yet occurred.

Share based payment reserve

The share based payment reserve comprises the cost of shares distributed to eligible executives under the CELTIP, as detailed in Note 25(b).

22. Notes to the statement of cash flows

Cash assets

The operating account received an average interest rate of 1.68% (2010: 1.0%) per annum.

Cash held on deposit for periods not exceeding 90 days received an average interest rate of 3.09% (2010: 2.8%) per annum.

(a) Reconciliation of cash and cash equivalents

For the purpose of the statement of cash flows, cash includes cash on hand and at bank and short-term deposits, net of outstanding bank overdrafts. Cash and cash equivalents at the reporting date as shown in the statement of cash flows are reconciled to the related items in the balance sheet as follows:

	2011	2010
	\$000	\$000
Cash on hand	40,658	28,504
Cash on deposit	31,765	14,304
Cash and cash equivalents	72,423	42,808
(b) Reconciliation of net profit to net cash provided by operating activities		
Net profit	180,114	155,152
Add/(less) items classified as investing activities		
Loss on disposal of property, plant and equipment	857	470
Construction profit net of relocation expense	(6,130)	-
Add non-cash items		
Amounts set aside to provisions	53,453	56,309
Depreciation and amortisation	27,395	23,097
Equity settled share based payment transactions	5,426	5,068
Net cash provided by operating activities before changes in assets and liabilities	261,115	240,096
Changes in assets and liabilities		
Change in trade and other receivables	(9,259)	(3,752)
Change in inventories	(3,511)	1,537
Change in prepayments	(752)	243
Change in deferred tax assets	1,180	(7,103)
Change in trade and other payables	7,171	11,550
Change in current tax liabilities	8,417	3,471
Change in provisions	(50,965)	(49,208)
Change in deferred revenue	(316)	4,370
Effects of movements in foreign exchange	(11,803)	(21,658)
Net cash provided by operating activities	201,277	179,546

	Interest held		Country of incorporation/formation
	2011 %	2010 %	
23. Controlled entities			
Particulars in relation to controlled entities			
Company			
Cochlear Limited			Australia
Controlled entities			
Cochlear AG	100	100	Switzerland
Cochlear Americas	100	100	USA
Cochlear Benelux NV	100	100	Belgium
Cochlear Bone Anchored Solutions AB	100	100	Sweden
Cochlear Canada Inc	100	100	Canada
Cochlear Deutschland GmbH & Co KG	100	100	Germany
Cochlear Employee Share Trust	100	100	Australia
Cochlear Europe Finance GmbH	100	100	Germany
Cochlear Europe Limited	100	100	UK
Cochlear Executive Long Term Incentive Plan (Performance Shares) Trust	100	100	Australia
Cochlear Finance Pty Limited	100	100	Australia
Cochlear France SAS	100	100	France
Cochlear German Holdings Pty Limited	100	100	Australia
Cochlear Holdings NV	100	100	Belgium
Cochlear Incentive Plan Pty Limited	100	100	Australia
Cochlear Investments Pty Ltd	100	100	Australia
Cochlear Latino America Sociedad Anonima	100	-	Panama
Cochlear Italia SRL	100	100	Italy
Cochlear Korea Limited	100	100	Korea
Cochlear Malaysia Sdn. Bhd.	100	100	Malaysia
Cochlear Manufacturing Corporation	100	100	USA
Cochlear Medical Device (Beijing) Co., Ltd	100	100	China
Cochlear Medical Device Company India Private Limited	100	100	India
Cochlear Nordic AB	100	100	Sweden
Cochlear Research and Development Limited	100	100	UK
Cochlear Sweden Holdings AB	100	100	Sweden
Cochlear Technologies Pty Limited (i)	100	100	Australia
Cochlear Tibbi Cihazlar ve Saglik Hizmetleri Limited Sirketi	100	100	Turkey
Cochlear Verwaltungs GmbH	100	100	Germany
Cochlear (HK) Limited	99.99	99.99	Hong Kong
Cochlear (UK) Limited (i)	100	100	UK
Lachlan Project Development Pty Ltd	100	100	Australia
Lachlan Project Holdings Pty Ltd	100	100	Australia
Lachlan Project Security Holdings Pty Ltd	100	100	Australia
Medical Insurance Pte Limited	100	100	Singapore
Miaki NV	100	100	Belgium
Neopraxis Pty Limited (i)	100	100	Australia
Nihon Cochlear Co Limited	100	100	Japan
Percutis AB	100	100	Sweden

(i) Dormant.

24. Related parties

Key management personnel

The following were key management personnel of Cochlear at any time during the financial year and unless otherwise indicated were key management personnel for the entire period:

Non-executive directors

Mr R Holliday-Smith (Chairman)

Mrs YA Allen

Mr PR Bell

Prof E Byrne, AO

Mr A Denver

Mr DP O'Dwyer

Executive director

Dr CG Roberts

Executives

Mr R Brook

Mr J Janssen

Mr NJ Mitchell

Mr MD Salmon

Mr CM Smith.

Key management personnel disclosures

The key management personnel compensation is included in employee benefits expense as follows:

	2011	2010
	\$	\$
Short-term employee benefits	6,513,066	5,905,985
Post-employment benefits	301,336	287,104
Other long-term benefits	60,788	66,982
Directors' retirement benefits	18,288	51,413
Share based payments	1,268,988	1,176,764
	8,162,466	7,488,248

Information regarding individual directors' and executives' remuneration and some equity instruments disclosures as permitted by section 300A of the Corporations Act 2001 is provided in the Remuneration Report in the Directors' Report on pages 35 to 44.

The key management personnel have not received any loans from Cochlear and there have been no other related party transactions with any of Cochlear's key management personnel unless where noted throughout this Financial Report.

Options and performance shares granted as compensation

The movement during the financial year in the number of options over ordinary shares and performance shares of Cochlear Limited held, directly, indirectly or beneficially, by each key management person, including their personally related entities, is as follows:

	Held at 1 July 2010	Granted as remuneration	Vested and exercised	Forfeited	Held at 30 June 2011	Vested and exercisable at 30 June 2011
Option holdings						
<i>Executive director</i>						
Dr CG Roberts	283,817	86,272	(64,718)	(7,829)	297,542	51,259
<i>Executives</i>						
Mr R Brook	88,726	17,674	(36,469)	(2,308)	67,623	-
Mr J Janssen	72,072	17,559	(31,120)	(1,775)	56,736	-
Mr NJ Mitchell	89,597	21,302	(31,014)	(2,073)	77,812	-
Mr MD Salmon	84,610	22,363	(16,929)	(1,973)	88,071	12,918
Mr CM Smith	81,182	-	(21,512)	(1,666)	58,004	5,910
Performance share holdings						
<i>Executive director</i>						
Dr CG Roberts	-	-	-	-	-	-
<i>Executives</i>						
Mr R Brook	-	-	-	-	-	-
Mr J Janssen	-	-	-	-	-	-
Mr NJ Mitchell	-	-	-	-	-	-
Mr MD Salmon	-	-	-	-	-	-
Mr CM Smith	4,103	5,781	(2,062)	(315)	7,507	-

	Held at 1 July 2009	Granted as remuneration	Vested and exercised	Forfeited	Held at 30 June 2010	Vested and exercisable at 30 June 2010
Option holdings						
<i>Executive director</i>						
Dr CG Roberts	309,913	58,599	(78,991)	(5,704)	283,817	64,718
<i>Executives</i>						
Mr R Brook	70,946	19,663	-	(1,883)	88,726	21,356
Mr J Janssen	76,145	14,358	(16,713)	(1,718)	72,072	19,499
Mr NJ Mitchell	70,448	20,686	-	(1,537)	89,597	17,443
Mr MD Salmon	93,770	19,344	(27,011)	(1,493)	84,610	16,929
Mr CM Smith	84,614	22,379	(23,474)	(2,337)	81,182	16,512
Performance share holdings						
<i>Executive director</i>						
Dr CG Roberts	-	-	-	-	-	-
<i>Executives</i>						
Mr R Brook	2,678	-	(2,678)	-	-	-
Mr J Janssen	1,245	-	(1,245)	-	-	-
Mr NJ Mitchell	-	-	-	-	-	-
Mr MD Salmon	-	-	-	-	-	-
Mr CM Smith	4,103	-	-	-	4,103	-

No options held by key management personnel were vested but not exercisable at 30 June 2010 or 2011.

All options and performance shares granted in the 2011 financial year were granted on 16 August 2010 and vest in August 2013. Options have an expiration date of 16 August 2015. No options or performance shares have been granted since the end of the financial year. The options and performance shares were provided at no cost to the recipients.

All options granted during the financial year have an exercise price of \$69.80 per share and a fair value of \$10.98 per share at grant date for options with performance based conditions and \$8.75 per share at grant date for options with market based conditions. The performance shares granted during the financial year had a fair value at grant date of \$46.78 per share for performance shares with performance based conditions and \$35.62 per share at grant date for performance shares with market based conditions.

Movement in shares

The movement during the financial year in the number of ordinary shares of Cochlear Limited held, directly, indirectly or beneficially, by each key management person, including their related parties, is as follows:

	Held at 1 July 2010	Purchases	Received on exercise of options and performance shares	Sales	Held at 30 June 2011
Directors					
<i>Non-executive</i>					
Mr R Holliday-Smith	2,500	3,000	-	-	5,500
Mrs YA Allen*	1,000	1,500	-	-	2,500
Mr PR Bell	2,500	-	-	-	2,500
Prof E Byrne, AO	2,000	-	-	-	2,000
Mr A Denver	2,500	-	-	-	2,500
Mr DP O'Dwyer	3,350	-	-	-	3,350
<i>Executive</i>					
Dr CG Roberts	660,592	-	64,718	-	725,310
Executives					
Mr R Brook	8,806	-	36,469	(36,469)	8,806
Mr J Janssen	1,801	-	31,120	-	32,921
Mr NJ Mitchell	20,000	-	31,014	(17,443)	33,571
Mr MD Salmon	9,740	-	16,929	(16,929)	9,740
Mr CM Smith	3,964	-	23,574	(17,538)	10,000
	Held at 1 July 2009	Purchases	Received on exercise of options and performance shares	Sales	Held at 30 June 2010
Directors					
<i>Non-executive</i>					
Mr R Holliday-Smith	2,500	-	-	-	2,500
Mr TCE Bergman	12,000	-	-	-	12,000
Mr PR Bell	2,500	-	-	-	2,500
Prof E Byrne, AO	2,000	-	-	-	2,000
Mr A Denver	2,500	-	-	-	2,500
Mr DP O'Dwyer	3,350	-	-	-	3,350
<i>Executive</i>					
Dr CG Roberts	602,821	-	78,991	(21,220)	660,592
Executives					
Mr R Brook	11,128	-	2,678	(5,000)	8,806
Mr J Janssen	556	-	17,958	(16,713)	1,801
Mr NJ Mitchell	59,852	-	-	(39,852)	20,000
Mr MD Salmon	9,740	-	27,011	(27,011)	9,740
Mr CM Smith	2,122	-	23,474	(21,632)	3,964

* Shareholding at 1 July 2010 represents holding before appointment as director.

	Note	2011 \$000	2010 \$000
25. Employee benefits			
Current			
Provision for long service leave	19	5,107	4,220
Provision for annual leave	19	13,188	11,286
Provision for short-term incentives	19	8,500	6,968
Provision for directors' retirement scheme	19	-	888
		26,795	23,362
Salary and wages accrued		4,073	4,663
Total current employee benefits		30,868	28,025
Non-current			
Provision for long service leave	19	4,528	4,267
Provision for directors' retirement scheme	19	382	364
Total non-current employee benefits		4,910	4,631
Total employee benefits		35,778	32,656

Cochlear has benefit plans that provide pension benefits to employees upon retirement. These defined benefit plans cover, in aggregate, 65 employees. Cochlear contributed cash of \$0.8 million (2010: \$0.9 million) to defined benefit plans in the year ended 30 June 2011 and expects to contribute \$0.9 million in the year ending 30 June 2012. The net assets of the plans at 30 June 2011 were \$0.3 million (2010: \$0.3 million).

(a) Defined contribution superannuation plans

Cochlear makes contributions to defined contribution plans. The amount recognised as expense was \$12.9 million for the year ended 30 June 2011 (2010: \$11.7 million).

(b) Share based payments

Cochlear's Employee Share Plan (Plan) was approved by special resolution at the Annual General Meeting held on 19 October 1999. Under the Plan, the directors can at their discretion, allocate at nil consideration up to a maximum of \$2,000 worth of shares per eligible employee in any one year. The fair value of shares issued during the financial year is the market price of the Company's shares on the ASX as at the start of trading on the issue date. Shares under the Plan vest with the employee immediately but are non-transferable for a period of up to three years.

The CELTIP was approved and adopted at the Annual General Meeting on 20 October 2003 and replaced the Executive Share Option Plan. The CELTIP offers a mixture of options over unissued shares and performance shares. Both the options and the performance shares are subject to a three year vesting period. The number of options and performance shares exercisable by the executives will depend on the performance of Cochlear over the vesting period. Half of the offer will be assessed against the compound annual growth rate of the EPS achieved by Cochlear, and the other half against the TSR as measured against the S&P/ASX 100 comparator group. If the minimum compound annual growth rate in EPS of 10% is not achieved, 50% of shares will not be issued or released to the executives. If the TSR of Cochlear is below the 50th percentile against the S&P/ASX 100 comparator group over the three years, the remaining 50% of shares will not be issued or released.

To achieve a 100% allocation of options and shares, a compound annual growth rate in EPS of more than 20% over three years must be achieved and the TSR of Cochlear must be above the 75th percentile against the S&P/ASX 100.

At the date of this report, unissued ordinary shares of the Company under option and issued shares held in the Trust and the terms and conditions of the grants and issues are as follows:

Grant date	Number of instruments	Conditions for minimum vesting	Contractual life of options
Option grant in August 2007	84,378	Three years of service, a minimum compound annual growth rate in EPS of 10%.	5 years
	84,378	The Consolidated Entity's TSR is above the 50th percentile against the S&P/ASX 100 over three years.	5 years
Option grant in August 2008	348,057	Three years of service, a minimum compound annual growth rate in EPS of 10%.	5 years
	348,056	The Consolidated Entity's TSR is above the 50th percentile against the S&P/ASX 100 over three years.	5 years
Option grant in August 2009	209,453	Three years of service, a minimum compound annual growth rate in EPS of 10%.	5 years
	209,452	The Consolidated Entity's TSR is above the 50th percentile against the S&P/ASX 100 over three years.	5 years
Option grant in August 2010	217,839	Three years of service, a minimum compound annual growth rate in EPS of 10%.	5 years
	217,838	The Consolidated Entity's TSR is above the 50th percentile against the S&P/ASX 100 over three years.	5 years
Total options	1,719,451		

Issue date	Number of instruments	Conditions for minimum vesting	Contractual life of shares in the Trust
Performance shares issued in August 2007	164	Three years of service, a minimum compound annual growth rate in EPS of 10%.	5 years
	164	The Consolidated Entity's TSR is above the 50th percentile against the S&P/ASX 100 over three years.	5 years
Performance shares issued in August 2008	10,430	Three years of service, a minimum compound annual growth rate in EPS of 10%.	5 years
	10,430	The Consolidated Entity's TSR is above the 50th percentile against the S&P/ASX 100 over three years.	5 years
Performance shares issued in August 2009	8,782	Three years of service, a minimum compound annual growth rate in EPS of 10%.	5 years
	8,782	The Consolidated Entity's TSR is above the 50th percentile against the S&P/ASX 100 over three years.	5 years
Performance shares issued in August 2010	11,282	Three years of service, a minimum compound annual growth rate in EPS of 10%.	5 years
	11,282	The Consolidated Entity's TSR is above the 50th percentile against the S&P/ASX 100 over three years.	5 years
Total performance shares	61,316		

The number and weighted average exercise prices of options are as follows:

	Weighted average exercise price	Number of options	Weighted average exercise price	Number of options
	\$		\$	
	2011	2011	2010	2010
Outstanding at 1 July	55.00	1,818,601	50.71	1,895,423
Forfeited	63.35	(70,728)	51.53	(51,930)
Exercised	54.09	(471,920)	42.52	(460,498)
Granted	69.80	443,498	60.04	435,606
Outstanding at 30 June	58.72	1,719,451	55.00	1,818,601
Exercisable at 30 June	63.18	168,756	49.43	312,058

The weighted average share price at date of exercise was \$74.28 (2010: \$61.83).

The estimated value of options for the current financial year is calculated at the date of grant using the Black-Scholes model, applying a 34.6% volatility, as reflected in the historical volatility.

For options outstanding at 30 June 2011, 168,756 options have an exercise price of \$63.18, 696,113 options have an exercise price of \$49.91, 418,905 options have an exercise price of \$60.04 and 435,677 options have an exercise price of \$69.80 (2010: 312,058 options at \$49.43, 378,811 options at \$63.18, 696,113 options at \$49.91 and 431,619 options at \$60.04). The weighted average remaining contractual life of options outstanding at the end of the year is three years (2010: three years).

Inputs for measurement of grant date fair values

The grant date fair value of options and performance shares was measured based on the Black-Scholes model. Expected volatility is estimated by considering historic average share price volatility. The inputs used in the measurement of the fair values at grant date are the following:

	2011	2010
Fair value of options at grant date	\$9.86	\$9.04
Fair value of performance shares at grant date	\$41.26	\$36.52
Share price at grant date	\$69.31	\$61.15
Exercise price	\$69.80	\$60.04
Expected volatility (weighted average volatility)	34.6%	33.2%
Option life	3 – 5 years	3 – 5 years
Expected dividends	2.60%	2.62%
Risk free interest rate (based on government bonds)	4.49%	4.92%

26. Financial instruments**Credit risk*****Exposure to credit risk***

The carrying amount of financial assets represents the maximum credit exposure. The maximum exposure to credit risk at the reporting date was:

	2011	2010
	\$000	\$000
Cash and cash equivalents	72,423	42,808
Trade receivables and other receivables	176,364	166,788
Forward exchange contracts	79,096	68,841
Interest rate swap on loan for construction of Headquarters	-	204
	327,883	278,641

The maximum exposure to credit risk for trade receivables at the reporting date by geographic region was:

	2011	2010
	\$000	\$000
Americas	48,814	56,578
Europe	82,968	77,735
Asia Pacific	34,129	25,216
	165,911	159,529

Impairment losses

The ageing of Cochlear's trade receivables at the reporting date was:

	2011	2010
	\$000	\$000
Gross receivables		
Not past due	117,604	125,729
Past due 0 – 30 days	19,365	16,573
Past due 31 – 120 days	20,643	9,319
Past due 121 – 270 days	8,717	10,008
Past due 271 days and over	4,481	3,724
	170,810	165,353
Impairment losses	(4,899)	(5,824)
Trade receivables net of allowance for impairment losses	165,911	159,529

There are certain jurisdictions in which Cochlear operates where it is customary practice for customers to make payment beyond 270 days. As such, Cochlear discloses the balance as overdue; however, it is not indicative of a higher than normal credit risk as payments are typically received by Cochlear within the extended timeframes.

The movement in the allowance for impairment losses in respect of trade receivables during the year was as follows:

	2011	2010
	\$000	\$000
Balance at 1 July	(5,824)	(4,240)
Impairment losses recognised	6	(1,980)
Effect of movements in foreign exchange	919	396
Balance at 30 June	(4,899)	(5,824)

Impairment losses recognised in the year relate to significant individual customers or portfolios of customers which have been assessed as impaired under Cochlear's accounting policy as detailed in Note 3(j).

Based upon past experience, Cochlear believes that no impairment allowance is necessary in respect of trade receivables not past due.

The allowance accounts used in respect of trade receivables are used to record impairment losses unless Cochlear is satisfied that no recovery of the amount owing is possible; at that point, the amount considered non-recoverable is written off against the financial asset directly.

Liquidity risk

The following are the contractual maturities of financial liabilities, including estimated interest payments and excluding the impact of netting agreements:

	Effective interest rate Per annum	Carrying amount \$000	Contractual cash flows \$000	6 months or less \$000	6 – 12 months \$000	1 – 2 years \$000	2 – 5 years \$000	More than 5 years \$000
Financial liabilities 30 June 2011								
AUD floating rate loan	7.23%	59,501	64,353	2,188	62,165	-	-	-
JPY floating rate loan	1.41%	3,539	3,599	25	25	3,549	-	-
Trade and other payables	-	85,047	85,047	85,047	-	-	-	-
Total		148,087	152,999	87,260	62,190	3,549	-	-

	Effective interest rate Per annum	Carrying amount \$000	Contractual cash flows \$000	6 months or less \$000	6 – 12 months \$000	1 – 2 years \$000	2 – 5 years \$000	More than 5 years \$000
Financial liabilities 30 June 2010								
AUD floating rate loan	6.97%	79,091	90,774	2,812	2,766	85,196	-	-
AUD floating rate loan for construction of Headquarters	6.17%	73,811	75,342	75,342	-	-	-	-
JPY floating rate loan	1.85%	3,843	3,999	36	35	71	3,857	-
Trade and other payables	-	70,763	70,763	70,763	-	-	-	-
Total		227,508	240,878	148,953	2,801	85,267	3,857	-

It is not expected that the cash flows included in the maturity analysis could occur significantly earlier, or at significantly different amounts.

Cash flow hedges

In the year ended 30 June 2011, Cochlear designated some sales and purchases of various currencies as cash flow hedges to hedge the amount converted into AUD for forecast future transactions. These are hedges of forecast future transactions to manage the currency risk arising from exchange rate fluctuations. The hedged items were highly probable foreign currency transactions.

The effectiveness of the hedging relationship is calculated prospectively using regression analysis on market values. An effectiveness test is carried out retrospectively using the cumulative dollar offset method. For this, the changes in the fair values of the hedged item and the hedging instrument attributable to spot rate changes are calculated and a ratio is created. If this ratio is between 80% and 125%, the hedge is effective.

All material hedges were effective at the reporting date.

The following table indicates the periods in which the cash flows associated with Cochlear's derivatives that are cash flow hedges are expected to occur:

30 June 2011						
Amounts \$000	Carrying amount	Expected cash flows	6 months or less	6 – 12 months	1 – 2 years	2 – 5 years
Forward exchange contracts	79,096	79,320	33,424	29,325	16,534	37
30 June 2010						
Amounts \$000	Carrying amount	Expected cash flows	6 months or less	6 – 12 months	1 – 2 years	2 – 5 years
Forward exchange contracts	68,841	69,334	21,570	23,154	23,374	1,236

The expected impact on the income statement is not considered to be significantly different to the cash flow impact noted above.

Currency risk***Exposure to currency risk***

Cochlear's exposure to foreign currency risk was as follows, based upon notional amounts:

Amounts local currency thousands	USD	EUR	GBP	SEK	JPY
30 June 2011					
Trade receivables	70,674	41,143	3,580	9,229	439,519
Secured bank loans	-	-	-	-	(300,000)
Trade payables	(12,506)	(4,740)	(5,887)	(36,106)	(102,405)
Gross balance sheet exposure	58,168	36,403	(2,307)	(26,877)	37,114

Amounts local currency thousands	USD	EUR	GBP	SEK	JPY
30 June 2010					
Trade receivables	60,792	36,770	3,488	11,000	428,804
Secured bank loans	-	-	-	-	(300,000)
Trade payables	(11,734)	(4,793)	(5,845)	(37,873)	(52,615)
Gross balance sheet exposure	49,058	31,977	(2,357)	(26,873)	76,189

Cochlear enters into forward exchange contracts to hedge anticipated sales and purchases in USD, EUR, SEK and JPY.

The amounts of forward cover taken are in accordance with approved policy and internal forecasts.

The following table sets out the gross value to be received (sell) or paid (buy) under forward exchange contracts and the weighted average contracted exchange rates of outstanding contracts:

	Foreign exchange rates		Gross value	
	2011	2010	2011	2010
			\$000	\$000
Sell USD				
Not later than one year			165,732	217,940
Later than one year but not later than two years			75,802	155,102
Later than two years but not later than three years			5,154	51,599
Weighted average exchange rates contracted	0.82	0.78		
Sell EUR				
Not later than one year			146,798	187,329
Later than one year but not later than two years			69,938	94,591
Later than two years but not later than three years			-	40,457
Weighted average exchange rates contracted	0.64	0.57		
Sell JPY				
Not later than one year			6,792	8,327
Later than one year but not later than two years			2,500	5,016
Later than two years but not later than three years			130	608
Weighted average exchange rates contracted	75.35	76.66		

The following significant exchange rates applied to Cochlear during the year:

AUD 1 =	Average rate		Reporting date spot rate	
	2011	2010	2011	2010
USD	0.984	0.877	1.048	0.874
EUR	0.725	0.634	0.732	0.708
GBP	0.622	0.554	0.656	0.580
SEK	6.629	6.421	6.738	6.764
JPY	82.010	80.497	84.764	78.064
CHF	0.940	0.932	0.874	0.950

Interest rate risk**Profile**

At the reporting date, the interest rate profile of Cochlear's interest-bearing financial instruments was:

	2011 \$000	2010 \$000
Carrying amount		
Variable rate instruments		
Financial assets	72,423	42,808
Financial liabilities	63,040	156,745

Sensitivity analysis

In managing interest rate and currency risks, Cochlear aims to reduce the impact of short-term fluctuations on Cochlear's earnings. However, over the longer term, permanent changes in foreign exchange and interest rates will have an impact on profit.

For the year ended 30 June 2011, it is estimated that a general increase of one percent in interest rates would have decreased Cochlear's profit after income tax and equity by approximately \$0.2 million (2010: \$0.2 million). A one percent decrease in interest rates would have had the equal but opposite effect on Cochlear's profit and equity.

It is estimated that a general increase of ten percent in the value of the AUD against other foreign currencies would have decreased Cochlear's profit for the year ended 30 June 2011, including hedging results and after income tax, by approximately \$10.8 million (2010: \$4.1 million) and decreased Cochlear's equity by \$13.2 million (2010: \$4.4 million). A ten percent decrease in the value of the AUD against other foreign currencies would have increased Cochlear's profit by \$7.5 million (2010: \$4.5 million) and increased equity by \$8.8 million (2010: \$4.9 million).

Fair values

The fair values of financial assets and liabilities, together with carrying amounts shown in the balance sheet, are as follows:

	Note	2011		2010	
		Carrying amount \$000	Fair value \$000	Carrying amount \$000	Fair value \$000
Cash and cash equivalents		72,423	72,423	42,808	42,808
Trade and other receivables – current	12	238,276	238,276	210,690	210,690
Trade and other receivables – non-current	12	17,184	17,184	25,143	25,143
Trade and other payables – current		(85,047)	(85,047)	(70,763)	(70,763)
Trade and other payables – non-current		-	-	(5,724)	(5,724)
Secured bank loans – operations	17	(63,040)	(63,539)	(82,934)	(83,843)
Secured bank loan – construction of Headquarters	17	-	-	(73,811)	(73,811)
Total		179,796	179,297	45,409	44,500

Basis for determining fair values

The following summarises the significant methods and assumptions used in estimating the fair values of financial instruments reflected in the table above.

Derivatives

The fair value of forward exchange contracts is estimated by discounting the difference between the contractual forward price and the current forward price for the residual maturity of the contract using a risk interest free rate based on government bonds. These fair values are provided by independent third parties.

Non-derivative financial assets and liabilities

The fair value of cash, receivables, payables and short-term borrowings is considered to approximate their carrying amount because of their short maturity.

The directors consider the carrying amount of long-term borrowings recorded in the financial statements approximates their fair value.

Fair value hierarchy

The table below analyses financial instruments carried at fair value, by valuation method. The different levels have been defined as follows:

- Level 1: quoted prices (unadjusted) in active markets for identical assets or liabilities;
- Level 2: inputs other than quoted prices included within Level 1 that are observable for the asset or liability, either directly (i.e. as prices) or indirectly (i.e. derived from prices); and
- Level 3: inputs for the asset or liability that are not based on observable market data (unobservable inputs).

	Level 2	Total
	\$000	\$000
30 June 2011		
Derivative financial assets		
Forward exchange contracts	79,096	79,096
30 June 2010		
Derivative financial assets		
Forward exchange contracts	68,841	68,841
Interest rate swap on loan for construction of Headquarters	204	204

There have been no transfers between levels during the year.

27. Events subsequent to the reporting date

Other than the matter noted below, there has not arisen in the interval between the reporting date and the date of this Financial Report, any item, transaction or event of a material and unusual nature likely, in the opinion of the directors of the Company, to significantly affect the operations of Cochlear, the results of those operations, or the state of affairs of Cochlear in future financial years:

Dividends

For dividends declared after 30 June 2011, see Note 9.

28. Construction of Headquarters

Cochlear completed construction work on its new Headquarters at Macquarie University (MU) site during the year ended 30 June 2011. Upon practical completion, MU paid Cochlear a development fee of \$130.3 million and ownership of the building was transferred to MU. No progress payments were made during the course of development which commenced in 2009.

The Headquarters was constructed on land owned by MU by a special purpose entity, Lachlan Project Development Pty Ltd. Adjacent land has been reserved by MU for possible future expansion by Cochlear over the next 25 years.

Construction activities are not part of the ordinary course of Cochlear's business and Cochlear was exposed to the usual risks associated with construction.

Construction contract expense was determined as the sum of costs incurred plus interest capitalised during the year. Revenue was recognised on a percentage of completion basis throughout the project.

Cochlear now leases the premises for a minimum of 15 years from a MU entity.

Cochlear also incurred certain relocation related expenses pertaining to its Headquarters relocation. These expenses have been included in net construction profit and mainly relate to running two sites whilst obtaining regulatory approval for manufacturing at the new Headquarters.

The total project construction revenue and expenses have been brought to account over the years ended 30 June 2009 and 2010 and the current year. The total project construction profit has been recognised in the year ended 30 June 2011.

	Total project	2011	2010
Note	\$000	\$000	\$000
Construction contract revenue	130,302	66,606	63,696
Construction contract expense	(118,712)	(55,016)	(63,696)
Relocation related expenditure	(5,460)	(5,460)	-
Construction profit net of relocation expense	6,130	6,130	-

The balance sheet as at 30 June 2010 included \$74.3 million as current capitalised building costs and \$73.8 million as current loans related to the construction of the Headquarters.

29. Parent entity disclosures

At, and throughout the financial year ended, 30 June 2011, the parent company of Cochlear was Cochlear Limited.

	Company	
	2011	2010
	\$000	\$000
Result of the parent entity		
Net profit	138,705	129,846
Other comprehensive income	7,281	25,699
Total comprehensive income	145,986	155,545
Financial position of the parent entity at year end		
Current assets	244,909	208,174
Total assets	642,810	587,794
Current liabilities	155,348	113,286
Total liabilities	230,452	211,228
Total equity of the parent entity comprising of:		
Issued capital	123,226	119,842
Treasury reserve	(3,489)	(2,826)
Hedging reserve	56,288	45,516
Share based payment reserve	28,652	26,350
Retained earnings	207,681	187,684
Total equity	412,358	376,566

Parent entity contingencies

The details of all contingent liabilities in respect to Cochlear Limited are disclosed in Note 20.

Parent entity capital commitments for acquisition of plant and equipment

	Company	
	2011	2010
	\$000	\$000
Plant and equipment		
Contracted but not yet provided for and payable:		
Within one year	3,495	7,628
Total parent entity capital commitments for acquisition of plant and equipment	3,495	7,628

- 1 In the opinion of the directors of Cochlear Limited (the Company):
 - (a) the consolidated financial statements and notes and the Remuneration Report in the Directors' Report set out on pages 35 to 101, are in accordance with the Corporations Act 2001, including:
 - (i) giving a true and fair view of the Consolidated Entity's financial position as at 30 June 2011 and of its performance for the financial year ended on that date; and
 - (ii) complying with Australian Accounting Standards (including the Australian Accounting Interpretations) and the Corporations Regulations 2001;
 - (b) the Financial Report also complies with International Financial Reporting Standards as disclosed in Note 2(a); and
 - (c) there are reasonable grounds to believe that the Company will be able to pay its debts as and when they become due and payable.
- 2 The directors have been given the declarations required by section 295A of the Corporations Act 2001 from the Chief Executive Officer and Chief Financial Officer for the financial year ended 30 June 2011.

Dated at Sydney this 9th day of August 2011.

Signed in accordance with a resolution of the directors:



Director



Director

Report on the financial report

We have audited the accompanying financial report of the Consolidated Entity comprising Cochlear Limited (the Company) and the entities it controlled at the year's end or from time to time during the financial year, which comprises the consolidated balance sheet as at 30 June 2011, and consolidated income statement and consolidated statement of comprehensive income, consolidated statement of changes in equity and consolidated statement of cash flows for the year ended on that date, a description of significant accounting policies and other explanatory notes 1 to 29 and the directors' declaration.

Directors' responsibility for the financial report

The directors of the Company are responsible for the preparation of the financial report that gives a true and fair view in accordance with Australian Accounting Standards and the Corporations Act 2001 and for such internal control as the directors determine is necessary to enable the preparation of the financial report that is free from material misstatement, whether due to fraud or error. In note 2(a), the directors also state, in accordance with Australian Accounting Standard AASB 101 Presentation of Financial Statements, that the financial report, comprising the financial statements and notes, comply with International Financial Reporting Standards.

Auditor's responsibility

Our responsibility is to express an opinion on the financial report based on our audit. We conducted our audit in accordance with Australian Auditing Standards. These Auditing Standards require that we comply with relevant ethical requirements relating to audit engagements and plan and perform the audit to obtain reasonable assurance whether the financial report is free from material misstatement.

An audit involves performing procedures to obtain audit evidence about the amounts and disclosures in the financial report. The procedures selected depend on the auditor's judgement, including the assessment of the risks of material misstatement of the financial report, whether due to fraud or error. In making those risk assessments, the auditor considers internal control relevant to the entity's preparation of the financial report that gives a true and fair view in order to design audit procedures that are appropriate in the circumstances, but not for the purpose of expressing an opinion on the effectiveness of the entity's internal control. An audit also includes evaluating the appropriateness of accounting policies used and the reasonableness of accounting estimates made by the directors, as well as evaluating the overall presentation of the financial report.

We performed the procedures to assess whether in all material respects the financial report presents fairly, in accordance with the Corporations Act 2001 and Australian Accounting Standards, a true and fair view which is consistent with our understanding of the Consolidated Entity's financial position and of its performance.

We believe that the audit evidence we have obtained is sufficient and appropriate to provide a basis for our audit opinion.

Independence

In conducting our audit, we have complied with the independence requirements of the Corporations Act 2001.

Auditor's opinion

In our opinion:

- (a) the financial report of Cochlear Limited is in accordance with the Corporations Act 2001, including:
- (i) giving a true and fair view of the Consolidated Entity's financial position as at 30 June 2011 and of its performance for the year ended on that date; and
 - (ii) complying with Australian Accounting Standards and the Corporations Regulations 2001.
- (b) the financial report also complies with International Financial Reporting Standards as disclosed in note 2(a).

Report on the remuneration report

We have audited the remuneration report included in the directors' report for the year ended 30 June 2011. The directors of the Company are responsible for the preparation and presentation of the remuneration report in accordance with Section 300A of the Corporations Act 2001. Our responsibility is to express an opinion on the remuneration report, based on our audit conducted in accordance with auditing standards.

Auditor's opinion

In our opinion, the remuneration report of Cochlear Limited for the year ended 30 June 2011, complies with Section 300A of the Corporations Act 2001.

KPMG

Sydney, 9 August 2011

Kevin Leighton, Partner

Additional information required by Australian Securities Exchange Listing Rules and not disclosed elsewhere in this report – the information presented is as at 2 August 2011:

Shareholdings

Substantial shareholders

Shareholder	Number of ordinary shares held	%
Capital (Institutional Group)	3,989,551	7.03
Wilson HTM Group Ltd	3,319,654	5.85
The Bank of New York Mellon Corporation	2,847,424	5.02
Total	10,156,629	17.90

Distribution of shareholders

Number of shares held	Number of ordinary shareholders
1 – 1,000	24,525
1,001 – 5,000	2,954
5,001 – 10,000	197
10,001 – 100,000	94
100,001 and over	20
Total	27,790

Non-marketable parcels – 162 shareholders held less than a marketable parcel of ordinary shares

Twenty largest shareholders

Shareholder	Number of ordinary shares held	%
HSBC Custody Nominees (Australia) Limited	13,374,086	23.57
National Nominees Limited	10,490,178	18.49
JP Morgan Nominees Australia Limited	9,697,998	17.09
Citicorp Nominees Pty Limited	1,587,950	2.80
Cogent Nominees Pty Limited	992,976	1.75
Dr Christopher Graham Roberts	713,310	1.26
Citicorp Nominees Pty Limited (CFS WSLE Geared Share Fund a/c)	466,532	0.82
Australian Reward Investment Alliance	460,661	0.81
JP Morgan Nominees Australia Limited (Cash income a/c)	380,949	0.67
UBS Wealth Management Australia Nominees Pty Ltd	251,957	0.44
Citicorp Nominees Pty Limited (Cwlth Bank Off Super a/c)	232,893	0.41
AMP Life Limited	219,889	0.39
Queensland Investment Corporation	210,836	0.37
Warbont Nominees Pty Ltd (Settlement Entrepot a/c)	138,036	0.24
Perpetual Trustee Company Limited	136,201	0.24
Agro Investments Limited	128,000	0.23
Cogent Nominees Pty Limited (SL Non Cash Collateral a/c)	125,000	0.22
Professor James Finlay Patrick	107,427	0.19
RBC Dexia Investor Services Australia Nominees Pty Ltd (GSAM a/c)	91,792	0.16
The Australian National University	90,000	0.16
		70.31

The 20 largest shareholders held 70.31% of the ordinary shares of the Company.

On market buy-back

There is no current on market buy-back.

Glossary

AGM Annual General Meeting.	F11 Financial Year 2011: 1 July 2010 to 30 June 2011.
ASIC Australian Securities and Investments Commission.	F12 Financial Year 2012: 1 July 2011 to 30 June 2012.
ASX Australian Securities Exchange.	IFRS International Financial Reporting Standards.
DACS Direct Acoustic Cochlear Stimulator.	NPAT Net profit after tax.
DPS Dividends per share.	Previous GAAP Previous Australian Generally Accepted Accounting Principles.
EBIT Earnings before interest and tax.	Processor/sound processor The externally worn part of the cochlear implant.
EBITDA Earnings before interest, tax, depreciation and amortisation.	R&D Research and development.
EMEA Europe, Middle East and Africa	TSR Total shareholder return.
EPS Earnings per share.	
F10 Financial Year 2010: 1 July 2009 to 30 June 2010.	

Company ASX Announcement Record

8 February 2011 *Record earnings for half year ended 31 December 2010*

Cochlear Limited announced record net profit after tax of \$87.2 million for the six months ended 31 December 2010, up 16% on the first half of F10. Total revenue was up 8% to \$377.1 million with sales up 17% in constant currency. The interim dividend of \$1.05 per share was up 11%.

19 October 2010 *Chairman's Address*

Cochlear Limited Chairman Mr Rick Holliday-Smith addressed shareholders at the Annual General Meeting.

10 August 2010 *Record earnings for full year ended 30 June 2010*

Cochlear Limited announced record revenue and earnings, with net profit after tax of \$155.2 million, up 19% for the full year ended 30 June 2010. The final dividend was \$1.05 per share, bringing total dividends for the year to \$2.00 per share, up 14% on the previous year.

2 August 2010 *Appointment of non-executive director*

Cochlear Limited announced the appointment of Mrs Yasmin Allen to the Board. Mrs Allen has over 20 years' experience in business, investment banking and as a company secretary.

Company Information

Stock exchange listing
Australian Securities Exchange
ASX code COH

Solicitors
Clayton Utz

Share registrar
Computershare Investor Services Pty Limited
Level 3, 60 Carrington Street
Sydney NSW 2000, Australia
Tel: 61 3 9415 4000

Auditor
KPMG

Bankers

Australia Westpac Banking Corporation and HSBC Bank Australia Limited

Japan The Bank of Tokyo-Mitsubishi UFJ, Limited

Sweden Skandinaviska Enskilda Banken AB (publ)

United Kingdom NatWest Bank

United States Wells Fargo Bank West, NA

Annual General Meeting

The Annual General Meeting will be held at 10am on Tuesday 18 October 2011 at The Menzies Sydney Hotel, Australia Ballroom, 14 Carrington Street, Sydney. A Notice of Meeting and Proxy Form are enclosed with this Annual Report.

Financial calendar

2011

Dividend record date	1 September
Payment of final dividend	22 September
Annual General Meeting	18 October

2012

Interim profit announcement	7 February
Interim dividend record date	24 February*
Payment of interim dividend	13 March*
Final profit announcement	7 August*
Annual General Meeting	16 October*

* Indicative dates only.

Nucleus is a registered trademark of Cochlear Limited. Baha is a registered trademark of Cochlear Bone Anchored Solutions AB, a Cochlear group company. Cochlear, the elliptical logo, Contour Advance, Freedom and Hybrid are trademarks of Cochlear Limited. Baha Intenso and Vistafix are trademarks of Cochlear Bone Anchored Solutions AB, a Cochlear group company.

Design

Cross Media Communications Pty Ltd

Hear now. And always

Cochlear Ltd (ABN 96 002 618 073) 1 University Avenue, Macquarie University, NSW, 2109, Australia Tel: 61 2 9428 6555 Fax: 61 2 9428 6352

Cochlear Bone Anchored Solutions AB Konstruktionsvägen 14, SE - 435 33 Mölnlycke, Sweden Tel: 46 31 792 44 00 Fax: 46 31 792 46 95

Cochlear Americas 13059 E Peakview Avenue, Centennial, CO 80111, USA Tel: 1 303 790 9010 Fax: 1 303 792 9025

Cochlear AG European Headquarters, Peter Merian-Weg 4, CH - 4052 Basel, Switzerland Tel: 41 61 205 0404 Fax: 41 61 205 0405

European Representative, Cochlear Deutschland GmbH & Co. KG Karl-Wiechert-Allee 76A, D-30625 Hannover Germany Tel: 49 511 542 770 Fax: 49 511 542 7770

Cochlear Europe Ltd 6 Dashwood Lang Road, Bourne Business Park, Addlestone, Surrey KT15 2HJ, United Kingdom Tel: 44 1932 87 1500 Fax: 44 1932 87 1526

Nihon Cochlear Co Ltd Ochanomizu-Motomachi Bldg. 2-3-7 Hongo, Bunkyo-Ku, Tokyo 113-0033, Japan Tel: 81 3 3817 0241 Fax: 81 3 3817 0245

Cochlear (HK) Limited Unit 1810, Hopewell Centre, 183 Queens Road East, Wan Chai, Hong Kong SAR Tel: 852 2530 5773 Fax: 852 2530 5183

Cochlear Medical Device (Beijing) Co Ltd Unit 2208 Gemdale Tower B, 91 Jianguo Road, Chaoyang District, Beijing 100022

P.R. China Tel: 86 10 5909 7800 Fax: 86 10 5909 7900

Cochlear Limited (Singapore Branch) 6 Sin Ming Road, #01-16 Sin Ming Plaza Tower 2, Singapore 575585 Tel: 65 6553 3814 Fax: 65 6451 4105

Cochlear Korea Ltd 1st floor, Cheongwon building, 828-5, Yuksam dong, Kangnam gu, Seoul, Korea Tel: 82 2 533 4663 Fax: 82 2 533 8408

Cochlear Benelux NV Schaliënhoedreef 20 1, B - 2800 Mechelen, Belgium Tel: 32 1579 5511 Fax: 32 1579 5500

Cochlear Italia S.r.l. Via Larga 33, 40138 Bologna, Italia Tel: 39 051 601 53 11 Fax: 39 051 39 20 62

Cochlear France S.A.S. Route de l'Orme aux Merisiers, Z.I. Les Algorithmes - Bât. Homère, 91190 Saint Aubin, France Tel: 33 811 111 993 Fax: 33 160 196 499

Cochlear Nordic AB Konstruktionsvägen 14, SE - 435 33 Mölnlycke, Sweden Tel: 46 31 335 14 61 Fax: 46 31 335 14 60

Cochlear Tibbi Cihazlar ve Sağlık Hizmetleri Ltd. Sti. Cubuklu Mah. Bogazici Cad., Bogazici Plaza No: 6/1, Kavacik

TR - 34805 Beykoz-Istanbul, Turkey Tel: 90 216 538 5900 Fax: 90 216 538 5919

Cochlear Canada Inc 2500-120 Adelaide Street West, Toronto, ON M5H 1T1 Canada Tel: 1 416 972 5082 Fax: 1 416 972 5083

www.cochlear.com