



Audition

Theme: Nursery Rhymes

WEEK 37

Domain and goal

- Auditory memory and comprehension of nursery rhymes

Activities

Continue this week by teaching your child three more nursery rhymes. (See the *Story and Song section*.) Use a sing-song voice and enjoy the silliness of the rhymes.

Watching Nursery Rhymes

At your library you may find videos of cartoon characters or real people in costumes singing and acting out nursery rhymes. Watch the videos with your child and sing along with the characters. For a quiet time activity, your child may enjoy watching the videos and singing along on their own.

Acting Out Nursery Rhymes

You can recite and act out this week's nursery rhymes with the following props:

Jack and Jill

You will need:

- ✓ Boy and girl
- ✓ Hill or something to represent a hill
- ✓ Pail or something to represent a pail.

Humpty Dumpty

You will need:

- ✓ Hard-boiled egg
- ✓ Wall or something to represent a wall
- ✓ Toy horses
- ✓ Toy men.

Hey Diddle Diddle

You will need:

- ✓ Cat
- ✓ Fiddle toy or fiddle made from cardboard or felt
- ✓ Cow
- ✓ Moon made from cardboard or felt
- ✓ Toy dog
- ✓ Dish
- ✓ Spoon.



Date	What did your child do?



Domain and goal

- Understands indirect objects: Give/show ___ the ___
- Understands: tall/short

Activities

Family Time

Use sentences with indirect objects when family and friends come to visit. Model for your child:

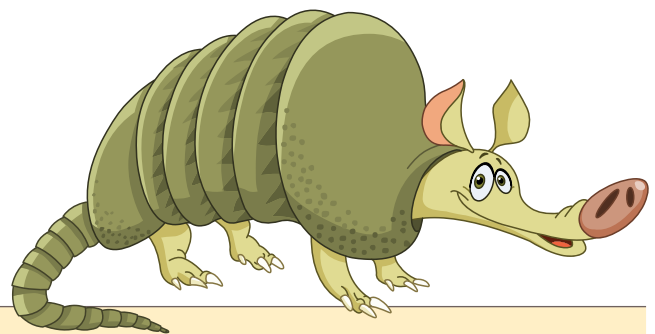
- Give grandma a hug.
- Show brother the picture.
- Show Dad the book.
- Give the dog a treat.

Trip to the Zoo

Go on a field trip to the zoo and look for tall and short animals. Talk about the tall giraffe, the short peacock, the tall gorilla and the short armadillo. Take pictures. When you get home, sort the animals into tall and short animals. (Note: Look ahead to the *Speech* section for Week 39. While you are at the zoo, take pictures of animals for the /z/ sound.)

Growing Line

Mark your child's growth by drawing a line on a piece of paper attached to the wall or by taping a piece of masking tape on the wall or refrigerator each time you measure your child's height. Contrast it with the height of other people in the family. Talk about who is tall and who is short. Talk about how your child will grow to be taller even if he/she is short now.



Date	What did your child do?



Expressive Language

Theme: Nursery Rhymes

WEEK 37

Domain and goal

- Sings along with songs and rhymes
- Asks and answers yes-no questions (not necessarily using auxiliary verbs correctly)

Activities

Singing Time

Each day, sing songs with your child and incorporate songs and rhymes throughout your daily routine. When you are peeling hard-boiled eggs, sing Humpty Dumpty. When you are carrying a container of water to water the flowers or to give your dog or cat a drink, chime in with Jack and Jill. When you are playing with the ball, sing Roll That Ball. Head and Shoulders Knees and Toes is a fun song when drying off after bath time. Sing Teddy Bear when heading to bed. Expect your child to be singing with you and on his/her own.

Playing Games

You have learned to play games in an auditory way. That is, you give the auditory and spoken language cue before showing the card or picture. Take it one step further and incorporate a guessing game before showing the card. Ask questions that require a yes or no answer. The other player answers with "yes" or "no" and uses a sentence to go with the answer. Your child may not use the auxiliary verb correctly that typically starts a yes-no question. For example, if your child is trying to ask, "Is it a horse?", they may say, "It a horse?" Model the correct language, encourage your child to say it and continue with the game. Examples of yes-no questions and answers when asking in the present verb tense are:

- Is it ___? No, it isn't.
- Do you have ___? Yes, I have ___.
- Can I have ___? Yes, you can.
- Are you ___? No, I'm not.
- Is Daddy ___? Yes, he is.
- Am I ___? Yes, you are.
- Does it ___? No, it doesn't.
- May I ___? Yes you may.



Date	What did your child do?



Domain and goal

- Stimulate /v/

Activities

Our Vacations

Look at photos from vacations you have taken with your child. Expose him/her to these /v/ words:

- Save your money to go on **v**acation.
- **M**ove around before getting in the car, on the plane or on the train.
- **v**rrrrm goes the car.
- I beh**v**e on the plane.
- We are on **v**acation.
- We **v**isited ____.
- We saw **e**verything.
- We went **e**verywhere.
- We had fun **e**very day.
- We took **v**ideos.
- We watch the mov**v**ie.
- I'm wav**v**ing.
- I'm hav**v**ing fun.
- I had **v**anilla ice cream.
- The ice cream is **v**ery yummy.
- I love **v**acations.

Vacuum the Carpet

Before you vacuum the carpet, talk about what you need to do. If you wait until the vacuum is on to have this discussion, your child may have trouble hearing you because of the vacuum noise. Discuss:

- I need to **v**acuum the carpet.
- I'll **m**ove the chairs.
- I'll **m**ove this one here.
- I'll **m**ove that one there.
- We won't **m**ove the swiv**v**el chair.
- It's too heav**v**y.
- I'll **v**acuum even if it's loud.
- The house will look **v**ery clean.




Date	What did your child do?



Story of the Week

Goodnight Moon, by Margaret Wise Brown, Harper Collins Children's Books, 2005. *Goodnight Moon* is a lovely bedtime book about a little rabbit during his bedtime routine as he delays going to sleep. He tells every object in his bedroom "goodnight". The illustrations darken as the story progresses and the sun sets. As you read, point out the picture of "the cow jumping over the moon". Talk about "the three little bears sitting on chairs".



Rhymes of the Week

Enjoy acting out these rhymes with your child this week. See the *Auditory Activities* for the week for a list of props you will need.

Jack and Jill


*Jack and Jill went up the hill to fetch a pail of water.
Jack fell down and broke his crown
And Jill came tumbling after.*

Humpty Dumpty

*Humpty Dumpty sat on the wall.
Humpty Dumpty had a great fall.
All the king's horses and all the king's men
Couldn't put Humpty together again.*

Hey Diddle Diddle

*Hey Diddle Diddle, the cat and the fiddle
The cow jumped over the moon.
The little dog laughed to see such a sport
And the dish ran away with the spoon.*



TIP: ★ Many nursery rhymes are absurd with unusual language patterns. Remembering and reciting the words is an auditory memory activity. Comprehension of nursery rhymes is facilitated by acting out the rhyme.