



Made for  
iPhone | iPad | iPod

Works with  
android

# Bimodal compatibility guide



Smart Hearing Alliance

# Which Cochlear and ReSound devices offer streaming?

Smart Bimodal  
Bimodal

Direct bimodal streaming to both compatible devices without an intermediary accessory  
Bimodal streaming to both compatible devices through a wireless accessory

Sound processors and hearing aids		Direct streaming*				Wireless accessories					
		Compatible iOS devices		Compatible Android™ devices		ReSound Phone Clip+ or Cochlear Phone Clip		ReSound Micro / Multi Mic or Cochlear Mini Microphone 2/2+		ReSound TV Streamer 2 or Cochlear TV Streamer	
		Single device	Smart Bimodal	Single device	Smart Bimodal	Single device	Bimodal	Single device	Bimodal	Single device	Bimodal
Cochlear	Nucleus® 8	✓	✓	✓	✓	✓	✓	✓	✓	✓	✓
	Kanso® 2	✓	✓	✓	✓	✓	✓	✓	✓	✓	✓
	Nucleus® 7	✓	✓	✓	✓	✓	✓	✓	✓	✓	✓
	Nucleus® 6					✓	✓	✓	✓	✓	✓
	Kanso®					✓	✓	✓	✓	✓	✓
	Osia® 2	✓				✓		✓	✓	✓	✓
	Baha® 6 Max	✓		✓		✓		✓	✓	✓	✓
	Baha® 5	✓				✓		✓	✓	✓	✓
Baha® 4					✓		✓	✓	✓	✓	
ReSound	OMNIA™	✓	✓	✓	✓	✓	✓	✓	✓	✓	✓
	ONE™	✓	✓	✓	✓	✓	✓	✓	✓	✓	✓
	Key™**	✓	✓	✓	✓	✓	✓	✓	✓	✓	✓
	LiNX Quattro™	✓	✓	✓	✓	✓	✓	✓	✓	✓	✓
	ENZO Q™	✓	✓	✓	✓	✓	✓	✓	✓	✓	✓
	LiNX 3D™	✓	✓			✓	✓	✓	✓	✓	✓
	ENZO 3D™	✓	✓			✓	✓	✓	✓	✓	✓

Note: Not all products are available in all countries. ReSound custom hearing aids are not compatible with smart bimodal streaming.

“I’m bimodal. It streams to both devices at the same time as if in stereo. I think the best way to describe it is high definition. High definition audio.”

*Mathias B., Smart Hearing Alliance bimodal user*

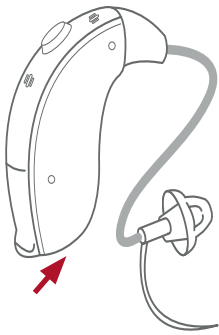
\* For iOS and Android streaming, device firmware may need to be updated to the latest version. For the latest compatibility information and devices visit [cochlear.com/compatibility](http://cochlear.com/compatibility) and [resound.com/compatibility](http://resound.com/compatibility)

\*\* For ReSound Key 4 and 3. ReSound Key 2 is only bimodal compatible to the Wireless Accessories.

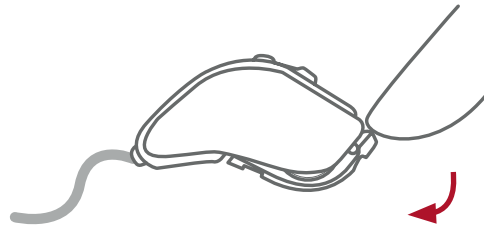
# How to identify the model of a ReSound hearing aid

To determine the model of a ReSound hearing aid you need the device code:

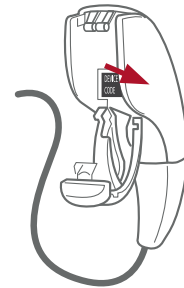
- For a rechargeable hearing aid, the code will be located on the side of the device.
- For a non-rechargeable hearing aid, the code will be located inside the battery compartment. Follow the instructions below to see the device code.



Battery door



Use your fingernail to pull the battery door open and then remove the battery



The device code can now be seen inside the hearing aid

The alphanumeric elements of the device code indicate the type of hearing aid. The first letters represent the hearing aid model.

**RU 961- DRW**

Model code

Style & Technology

Features

*Example device code only.*

To identify the hearing aid model, find the model code in the table below.

Phased-out models

Hearing aid model	OMNIA	ONE	Key	LINX Quattro	ENZO Q	LINX 3D	ENZO 3D
Model code	RU	RT	KE	RE	EQ	LT	ET

LINX <sup>2</sup>	LINX	ENZO <sup>2</sup>	ENZO	Up Smart	Enya
LS	LN	EN	EO	UPS	EY

# How to set up compatible devices for smart bimodal streaming in the fitting software

To link a Nucleus<sup>®</sup> 8, Nucleus 7 or Kanso<sup>®</sup> 2 Sound Processor with a compatible ReSound hearing aid\* for smart bimodal streaming you will need a Noahlink<sup>®</sup> Wireless programming interface and the latest version of the ReSound Smart Fit<sup>™</sup> and Cochlear<sup>™</sup> Custom Sound<sup>®</sup> Pro fitting software.\*

Before starting the linking process:

- Ensure the hearing aid has been programmed using the latest version of ReSound Smart Fit and the hearing aid firmware is up to date.
- Close any other fitting software using Noahlink Wireless. Whilst linking, you should only have Custom Sound Pro open. Smart Fit should be closed.
- Check if the sound processor or hearing aid are already paired with other Bluetooth<sup>®</sup> devices (i.e. smartphone or wireless accessories). If they are, turn off the paired phone or accessory during the linking process.

In Custom Sound Pro software, select the *Hardware* tab in Patient Details to add the hearing aid. This results in the hearing aid being displayed in the Patient Dashboard. Follow the steps below to link the devices:

- 1 Select *Finalise* then *Processor Settings*, then *Link*.
- 2 Follow steps and select *Continue*.
- 3 The hearing aid will be detected. Select *Beep* to confirm the correct device has been selected, then select *Link*.
- 4 Select *OK* after the sound processor ID has been written to the hearing aid, then select *Save*.
- 5 On the *Finalise* screen select *Save* to save to the sound processor.

In the ReSound Smart Fit software, follow the instructions below:

- 1 Select *Preferences* in the Edit drop down menu.
- 2 On the User Preferences screen, select *Yes* next to *Bimodal* to activate the synchronised bimodal beeps and bimodal fitting guide.
- 3 Select *Nucleus bimodal* under device controls *Beep frequency*.

\* For information regarding the compatibility of Cochlear's sound processors and the latest fitting software, visit [www.cochlear.com/compatibility](http://www.cochlear.com/compatibility).

# Frequently asked compatibility questions

## **How do Cochlear™ sound processors work with ReSound hearing aids?**

Wireless compatible ReSound hearing aids and Cochlear™ sound processors share a common 2.4 GHz platform as a result of the long-standing technology collaboration between the two companies. This means the same audio stream can be directed simultaneously to both devices from a compatible smartphone or wireless accessory.\*

## **What does iOS or Android™ compatible mean?**

This means your client can stream sound directly to their Cochlear sound processor and compatible ReSound hearing aid from a compatible smartphone without the need for an intermediary device.\*

## **Are ReSound and Cochlear wireless accessories compatible with both the sound processor and the hearing aid?**

Yes. If your patient has a ReSound wireless accessory, that accessory will work with a compatible Cochlear product. If they have a Cochlear True Wireless™ device, that device will work with a compatible ReSound hearing aid.

## **Can a remote control or app from Cochlear or ReSound control both the sound processor and hearing aid?**

No, the remote controls and apps only work with their respective devices.

## **Where can I find information on how to set up my patient to pair and stream from wireless accessories or a smartphone?**

Pairing and streaming instructions can be found in the user guide for the relevant sound processor, hearing aid or wireless accessory. Instructions are also available in the *Smart Hearing Alliance Bimodal Pairing and Streaming Guide*.

“The most amazing thing about this technology is how easy it is to use. Once you get paired it’s virtually plug and play.”

*Chad D., Smart Hearing Alliance bimodal user*

\* For compatibility information and devices visit [cochlear.com/compatibility](https://cochlear.com/compatibility) and [resound.com/compatibility](https://resound.com/compatibility).

**Cochlear and ReSound collaborate in the Smart Hearing Alliance to develop advanced and innovative hearing solutions for you.**



Cochlear Americas  
10350 Park Meadows Drive  
Lone Tree, CO 80124 USA  
Telephone: 1 303 790 9010  
Support: 1 800 483 3123

Cochlear Canada Inc.  
2500-120 Adelaide Street West  
Toronto, ON M5H 1T1 Canada  
Support: 1 800 483 3123



**resound.com**

ReSound North America  
8001 East Bloomington Freeway,  
Bloomington, MN 55420 USA  
Telephone: 1 800 737 4327

ReSound Canada  
2 East Beaver Creek Road, Building 3,  
Richmond Hill, ON L4B 2N3 Canada  
Telephone: 1 888 737 6863

**Hear now. And always**

**GN Making Life Sound Better**

**ReSound is part of the GN group. GN makes life sound better through intelligent audio solutions.**

This material is intended for health professionals. If you are a consumer, please seek advice from your health professional about treatments for hearing loss. Outcomes may vary, and your health professional will advise you about the factors which could affect your outcome. Always read the instructions for use. Not all products are available in all countries.

Views expressed are those of the individual. Consult your health professional to determine if you are a candidate for this technology.

The Cochlear Nucleus 8, Nucleus 7 and Kanso 2 Sound Processors are compatible with iPhone, iPad and iPod touch. The Cochlear Nucleus Smart App is available on App Store and Google Play. For compatibility information visit [www.cochlear.com/compatibility](http://www.cochlear.com/compatibility).

ReSound and ReSound Smart 3D are trademarks of GN Hearing A/S.

Select ReSound hearing aids are compatible with iPhone, iPad and iPod touch. The ReSound Smart app and ReSound Smart 3D App are available on App Store and Google Play. For compatibility information visit [www.resound.com/compatibility](http://www.resound.com/compatibility).

Android is a trademark of Google LLC. The Android robot is reproduced or modified from work created and shared by Google and used according to terms described in the Creative Commons 3.0 Attribution License. Google Play and the Google Play logo are trademarks of Google LLC.

Apple, the Apple logo, FaceTime, Made for iPad logo, Made for iPhone logo, Made for iPod logo, iPhone, iPad Pro, iPad Air, iPad mini, iPad and iPod touch are trademarks of Apple Inc., registered in the U.S. and other countries. App Store is a service mark of Apple Inc., registered in the U.S. and other countries.

"NOAHlink" is a registered trademark of HIMSA II K/S in Denmark. Outside Denmark, "NOAHlink" is a trademark of HIMSA II K/S.

The Bluetooth® word mark and logos are registered trademarks owned by Bluetooth SIG, Inc., and any use of such marks by Cochlear Limited is under license.

©Cochlear Limited 2022. All rights reserved. Cochlear, Hear now. And always, Nucleus, Kanso, Baha, Osia, the elliptical logo, and marks bearing an ® or ™ symbol, are either trademarks or registered trademarks of the Cochlear group of companies (unless otherwise noted).