TECHNICAL SPECIFICATIONS

REF P1434929

Cochlear®
Hear now. And always

# Cochlear™ Nucleus® Nexa™ Implant with Slim Modiolar Electrode (CI1032)

## Features and components

1. Implant body 3.9 mm thin
2. Implant coil plate with magnet cassette in pocket
3. Gold implant coil enabling telemetry
4. Titanium casing, for impact resistance
5. Extracochlear electrode plate
6. Symmetrical side-by-side exit leads
7. Extracochlear electrode
8. Intracochlear electrode array (98 mm from implant body to array tip when straightened)
9. Removable magnet as needed to minimize image distortion. MRI at 1.5 Tesla and 3.0 Tesla with magnet in place[1]

   Circle on magnet indicates the side that should be away from the bone. Sterilized replacement magnet cassette (P782485) and non-magnetic cassette (P782484) to assist MRI procedures available from Cochlear.

| | |
|---|---|
| **Weight** (without sheath) | 9.5 g including electrode array |
| **Impact** | Resistant against external impact up to 2.5 joules[2] |

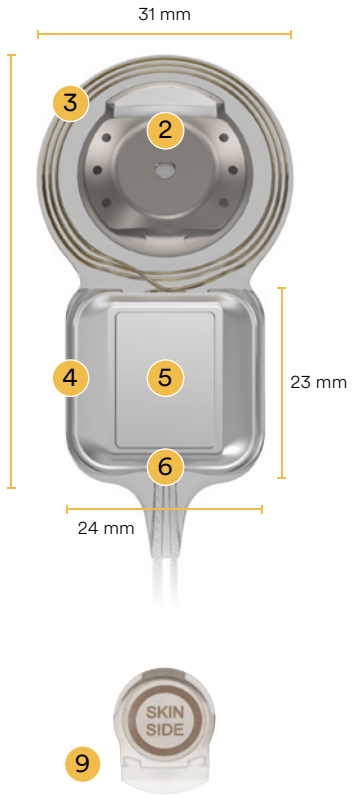


**Note: All measurements include silicone coating. Images not to scale**

## Slim Modiolar Electrode

1. Intracochlear electrode with 22 platinum iridium electrode contacts spread over 14 mm active length
2. Distance from electrode tip to most proximal electrode contact - 14.4 mm
3. Dimensions at basal end 0.475 × 0.5 mm
4. Dimensions at apical end 0.35 × 0.4 mm
5. Three white insertion depth markers, visible only after sheath is removed. Distance between white markers - 1 mm
6. Distance from electrode tip to most proximal white marker - 18.4 mm
7. White alignment marker on electrode - diameter 2.1 mm
8. Position where the sheath can be reloaded onto the electrode
9. Proximal sheath end - diameter 0.77 mm
10. Internal sheath - length 5.5 mm
11. Sheath stopper - diameter 1.5 mm
12. White alignment marker on sheath - diameter 1.45 mm (Note: when electrode is fully inserted, the markers on the electrode and the sheath are aligned.)
13. Sheath guide tube (including internal sheath length) - length 28.9 mm
14. Sheath handle - length 9.5 mm
15. Cochleostomy Sizing Tool - length from tip to stopper 2 mm
16. Cochleostomy Sizing Tool tip - diameter 0.8 mm
17. Cochleostomy Sizing Tool stopper - diameter 1.4 mm

✔ The Slim Modiolar Electrode is suitable for round window or cochleostomy surgeries.

✔ A Sterile Silicone Implant Template and Cochleostomy Sizing Tool are provided in the surgical kit.

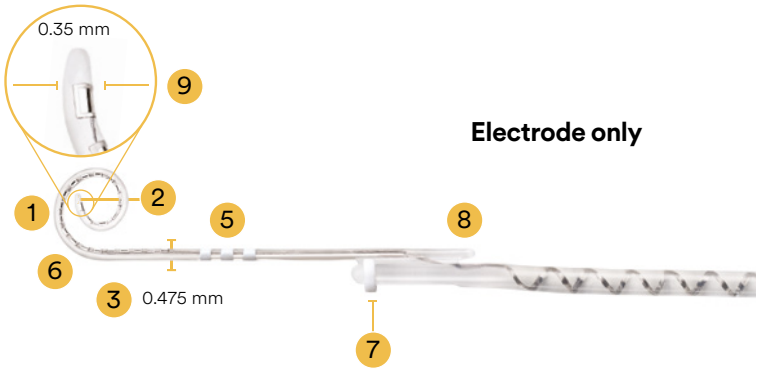


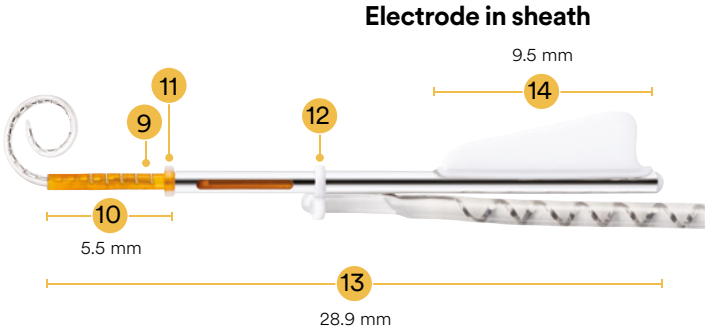

## Technical specifications

| | | | |
|---|---|---|---|
| **Power and data** | Received by 5 MHz inductive link from sound processor headset coil | | |
| **Current** | Biphasic pulses | 50 independent current sources | |
| **Stimulation mode** | Monopolar, bipolar or common ground | | |
| **Stimulus amplitudes** | Programmable from 0 µA to 1750 µA nominal at 37 °C | | |
| **Maximum stimulus amplitude** | Median: 1750 µA | Range: 1575 µA to 1925 µA for a 1 kΩ load resistor at 37 °C | |
| **Output signal** | Amplitude 1750 µA, pulse width 400 µs | | |
| **Stimulus duration** | Programmable from 9.6 µs to 400 µs per phase | | |
| **Maximum stimulus pulse width** | Median: 400 µs | Range: 398 µs to 410 µs for a 1 kΩ load resistor at 37 °C | |
| **Transmitting range** | 1 mm to 10 mm | Maximum skin flap thickness required for good magnet retention:<br>6 mm for OTE sound processors | 10 mm for BTE sound processors |
| **Chipset capabilities** | Upgradeable implant firmware | Non-volatile memory (NVM) | Optimized power management models |
| **Implant ID and type check** | Enables the sound processor to confirm whether it is coupled to the nominated implant | | |
| **Telemetry capability** | Includes fully integrated electrophysiology telemetry modes - NRT®, AutoNRT®, ESRT, ABR and intraoperative NRT | | |

1. MRI compatibility may vary by country depending on regulatory approvals in each country. Please check the MRI guidance provided in your country by contacting your local Cochlear representative or clinic before proceeding with an MRI scan. For more information, please visit Cochlear.US/MRI
2. EN 45502-2-3 Active implantable medical devices - Part 2-3: Particular requirements for cochlear and auditory brainstem implant systems.

Please seek advice from your health professional about treatments for hearing loss. Outcomes may vary, and your health professional will advise you about the factors which could affect your outcome. Always read the instructions for use. Not all products are available in all countries. Please contact your local Cochlear representative for product information.

©Cochlear Limited 2025. All rights reserved. Cochlear, Hear now. And always, Nexa, Nucleus, Kanso, Baha, Osia, the elliptical logo, and marks bearing an ® or ™ symbol are either trademarks or registered trademarks of the Cochlear group of companies (unless otherwise noted).

**Cochlear Americas**
10350 Park Meadows Drive, Lone Tree, CO 80124, USA
Tel: +1 303 790 9010 Support: Tel: +1 800 483 3123

**Cochlear Canada Inc.**
2500-120 Adelaide Street West, Toronto, ON M5H 1T1, Canada
Tel: +1 800 483 3123 Fax: +1 416 972 5083

**www.cochlear.com**

FUN5453 ISS1 JAN25

Follow us on