

ONLINE MEETING GUIDE

GETTING STARTED

If you choose to attend the meeting online you will be able to view a live webcast of the meeting, ask the Directors questions online and submit your votes in real time. To attend the meeting online visit <https://meetnow.global/MC2X4UG> on your smartphone, tablet or computer. You will need the latest versions of Chrome, Safari, Edge or Firefox. Please ensure your browser is compatible.

TO LOG IN, YOU MUST HAVE THE FOLLOWING INFORMATION:

Australian Residents

SRN or HIN and postcode of your registered address.

Overseas Residents

SRN or HIN and country of your registered address.

Appointed Proxies

Please contact Computershare Investor Services on +61 3 9415 4024 to request your unique email invitation link prior to the meeting day.

The Computershare online platform will be open and available for log in from 9:00am (AEDT), Tuesday 18 October 2022.

ATTENDING THE MEETING

- 1 Select the relevant log in option to represent yourself in the meeting.
Note that only shareholders and proxies can vote and ask questions in the meeting.

To register as a shareholder

Select 'Shareholder', enter your SRN or HIN and select your country. If Australia, also enter your postcode.

The screenshot shows the 'Shareholder' registration form. It has three tabs: 'Shareholder' (selected), 'Invitation', and 'Guest'. The form contains the following fields: 'SRN/HIN' with a placeholder 'eg. X1234567890', 'Country' with a dropdown menu showing 'Australia', and 'Post Code' with a placeholder 'eg. 0123'. A purple 'SIGN IN' button is at the bottom.

or To register as a proxy

To access the meeting click on the link in the invitation e-mail sent to you. Or select 'Invitation' and enter your invite code provided in the e-mail. Proxies can request a unique email invitation link from Computershare Investor Services on +61 3 9415 4024 prior to the meeting day.

The screenshot shows the 'Invitation' registration form. It has three tabs: 'Shareholder', 'Invitation' (selected), and 'Guest'. The form contains the following fields: 'Invite Code' with a placeholder 'Enter your invite code. e.g. G-ABCDEFGH or ABCD'. A purple 'SIGN IN' button is at the bottom.

or To register as a guest

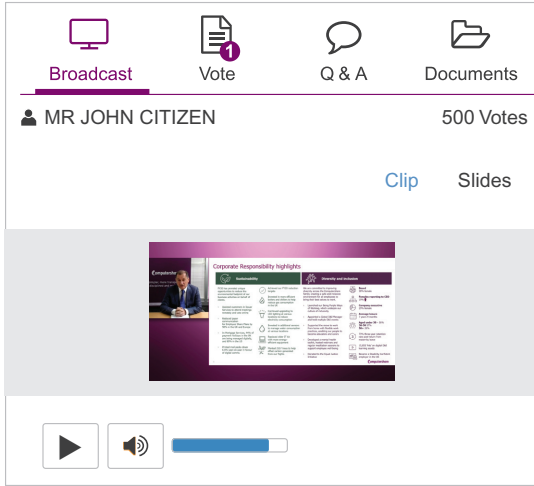
Select 'Guest' and enter your details. Please note guests are not eligible to vote or ask questions.

The screenshot shows the 'Guest' registration form. It has three tabs: 'Shareholder', 'Invitation', and 'Guest' (selected). The form contains the following fields: 'First Name', 'Last Name', 'Email', and 'Company Name'. A purple 'SIGN IN' button is at the bottom.

 **Broadcast**

Once logged in, you will see the home page which displays the meeting title and name of the registered shareholder or nominated proxy.

The webcast will appear automatically once the meeting has started. If the webcast does not start automatically press the play button and ensure the audio on your computer or device is turned on. Click the 'Clip' or 'Slides' buttons to switch between screens.



 **Q & A**

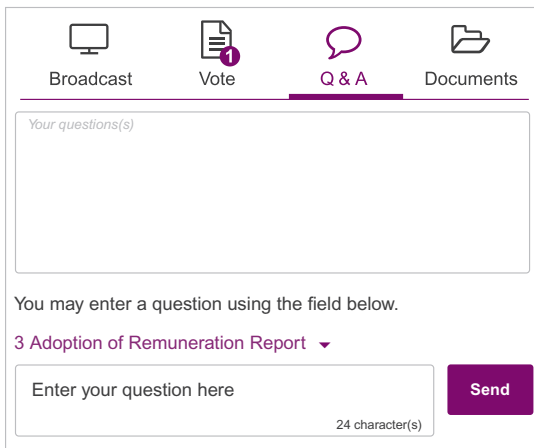
To ask a question select the 'Q & A' icon, select the topic your question relates to. Type your question into the chat box at the bottom of the screen and press 'Send'.

Messages can be submitted at any time from the start of the meeting, up until the Chair closes discussion on an item of business.

The Chair will provide shareholders with a reasonable opportunity to ask relevant questions or make relevant comments as each item of business is considered. Written questions may be moderated to avoid repetition and summarised, if particularly lengthy, to streamline the conduct of the meeting.

A telephone line is also available during the meeting for shareholders and proxies who wish to ask a question verbally. To utilise the telephone line, please call Computershare on 1300 855 080 (inside Australia) or +61 3 9415 4000 (outside Australia) **by 10:00am (AEDT) on Thursday 13 October 2022**, to register your participation and obtain the required access code.

Please note, only shareholders and proxies may ask questions on the telephone once they have been verified.



 **Vote**

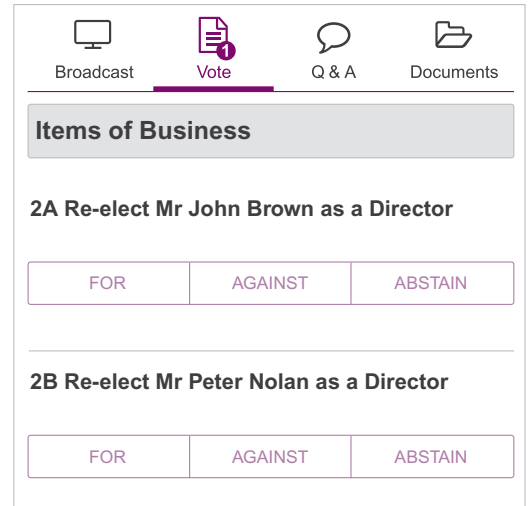
When the Chair declares the poll open, select the 'Vote' icon and the meeting resolutions will appear on your screen.

To vote, select your voting direction. A tick will appear to confirm receipt of your vote.

There is no need to press a submit or send button. Your vote is automatically counted.

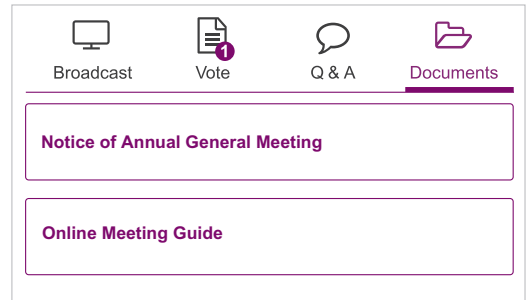
The number of items you have voted on or are yet to vote on, is displayed to the right of the screen.

To change your vote, select 'Click here to change your vote' and press a different option to override.



 **Documents**

To view meeting documents select the 'Documents' icon and choose the document you wish to view.



FOR ASSISTANCE

If you require assistance before or during the meeting please call +61 3 9415 4024.