



**Cochlear**<sup>®</sup>

Hear now. And always



# Guide to rehab at home with children

How to integrate listening practice into your daily routine



## Practical advice for rehab at home

**Hearing rehab is an important part of your child's hearing journey that can help them enjoy a world of sound. For babies and younger children it is vital to regularly practice listening and hearing skills at home for language development. Here are some easy tips recommended for our Cochlear Family to help build listening practice in your child's daily routine:**

- 1** Before starting lessons each day, perform the Ling-6 sounds daily check to track progress over time. Remember to follow the instructions within the guide on distance and presentation level.
- 2** Start slow and focus on building listening and language skills with your child using the sound processor alone.
- 3** During lessons, use a conversation level voice. You can use the sound level metre on the CR230 Remote Assistant or Nucleus Smart App to view 50-70dBA levels which are similar to conversational speech.
- 4** Practice in a quiet room and check that your child's sound processor program settings are as recommended by your healthcare professional.
- 5** Rather than saying "good boy/girl" when your child has responded in a way you are pleased with, reinforce the action or language you are proud of.  
E.g "I really liked the way you said your /s/ sound so clearly."
- 6** Remember to pause. After you ask your child a question, pause for at least 5 seconds and allow them to answer. Once your child has answered, pause for another 5 seconds to give them a chance to add more information.
- 7** Try integrating listening into daily activities to create opportunities for incidental learning. Bath or dinner time are great opportunities, as children are usually seated and can focus on an activity such as eating or playing in the bath water.

# Practical advice for rehab at home

**Hearing rehab is an important part of your child's hearing journey that can help them enjoy a world of sound. For babies and younger children it is vital to regularly practice listening and hearing skills at home for language development. Here are some easy tips recommended for our Cochlear Family to help build listening practice in your child's daily routine:**

## Create opportunities for incidental learning

Involving your child in day-to-day activities around the home can help to develop vocabulary and encourage a deeper level of curiosity. These games can be played with just you and or child, but if there are other children in the home, we encourage you to include them. Social learning through observation or imitation, is another great way for children with hearing loss to develop their language, speech and listening skills.

Here are just a few examples to get you started:

### Cook with me



**Example:** Try baking bread at home with your child and use vocabulary specific to baking, like dough, knead, yeast, flour and rise. Encourage your child to repeat the words after you. Also, by talking through the steps to bake bread with your child, you are teaching planning, how to follow instructions, patience and rewards.

### "I spy with my little eye"



**Example:** This is a great game to play if there are other children in the home and is a fun way to encourage your children to think about letters, sounds and words. To facilitate language learning, try playing this game in two stages. For example:

- **Level 1:** Child begins by saying "I spy with my little eye, something beginning with 't'." You think the answer may be "table". So, begin guessing but try to avoid guessing the word "table" to encourage the game to reach level 2.
- **Level 2:** Ask your child to give you a hint. This will encourage them to use descriptive language, "It is made of wood and you eat dinner off it."

### Challenge the day



**Example:** Try setting up opportunities for your child to request or comment on various situations they have become accustomed to. The way you can do this is by altering the environment or action you are performing. For example, try giving your child their meal without eating utensils. Or, put your child's shoes on their hands, rather than their feet and then wait for their response.

### Sort the laundry



**Example:** Ask your child to sort washed clothing into separate piles like t-shirts, trousers and socks.

As you say each word, encourage your child to repeat the words after you. Go a step further and ask your child to match up pairs of socks and fold them. Simple and practical activities like this can teach children about visual discrimination, matching and can help to develop fine motor skills.

**TIP:** You can also use this game for sorting toys and putting them away.




# Cochlear rehab resources

Life can be busy with children, so we have developed a range of age-specific programs that are designed to fit into your day.


## Early Intervention: Birth to 5 years old

### Sound Foundation for Babies: Ages 1 - 2 years

 For children who are first learning to listen. This is targeted toward developing your child's core areas of audition, receptive language, expressive language and speech.


LINK: <https://www.cochlear.com/intl/home/support/rehabilitation-resources/earlyintervention/sound-foundation-for-babies>

### Sound Foundation for Toddlers: Ages 2 - 3 years

 Continues the journey that began in Sound Foundation for Babies. You will find hundreds of games, activities and ideas to help you hone your child's spoken language and listening skills.

LINK: <https://www.cochlear.com/intl/home/support/rehabilitation-resources/earlyintervention/sound-foundation-for-toddlers>


### Sound Foundation for Children: Ages 3 - 4 years

 This is the third resource in the Sound Foundation series. It is designed to help parents in guiding their child to continue to develop listening and speech skills.

LINK: <https://www.cochlear.com/intl/home/support/rehabilitationresources/early-intervention/sound-foundation-for-children>


## School Aged: 5 to 8 years old

### LEAPing on with Language

 A fun program that supports parents with a child attending school, who want to enhance their child's language skills. We provide practical strategies to accelerate your child's speech development by moving beyond simple sentences to more complex and abstract language.

LINK: <https://www.cochlear.com/intl/home/support/rehabilitation-resources/leaping-on-with-language>


### Listen, Learn and Talk

 Provides parents with strategies to enhance spoken language through listening.

Accompanying this resource are captioned videos showing practical ways you can develop your child's language through listening in your own home.


LINK: <https://www.cochlear.com/intl/home/support/rehabilitation-resources/early-intervention/listen-learn-and-talk>

### Chit Chat

 This resource provides guidance on how you can help your child develop listening and speaking skills by simply having fun and talking about everyday activities.


LINK: <https://www.cochlear.com/intl/home/support/rehabilitation-resources/early-intervention/chit-chat>

### Bath Time with Aqua+ Activity

 With the Aqua+ accessory, you can turn bathtime into language development exercise. This activity comes with four lesson plans and printable bath time picture cards.

LINK: <https://www.cochlear.com/intl/home/support/rehabilitationresources/early-intervention/aqua-plus-activities>

### Sound Foundation for Starting School Guide

 Developed specifically to help parents familiarise their child with starting school. It covers areas of language and vocabulary that would be typically used in the playground and in classrooms.

LINK: <https://www.cochlear.com/wps/wcm/connect/shared-library/downloads/cap-downloads/cochlear-family/sound-foundation-for-starting-school>

# Independent rehab resources

## Helpful apps you can download

### Lingokids - The Playlearning™ app in English:



Designed for children aged 2-8. It teaches them essential language skills through games. Allows your child to practice over 3000 words and learn about 60 different topics.

### ABC Kids - Tracing and Phonetics:



Features a series of tracing games to help children recognise letter shapes, associate them with phonic sounds, and put their alphabet knowledge to use in fun matching exercises.

### Easy Music for Kids:



Easy Music is a great way to introduce children aged 3+ to the world of music. Children learn to recognise notes, pitch, rhythm, and melody in a nature-inspired game environment

## Helpful websites you can visit

### • Angel Sound™:

Angel Sound is an interactive web-based auditory training and hearing assessment program. There is a "learning by listening" module developed especially for children with cochlear implants, which facilitates the learning of different sounds and words. The level of difficulty is automatically adjusted to match your child's developing listening skills.

### • Storyline Online:

Children's books read by a variety of 'actors' with American accents. Subtitles accompany each page that can be switched off. There are related activities provided for each story.

### • Cbeebies:

A wide variety of stories and related activities that are printable with clear instructions as well as a wide range of games. All stories have written text and audio.

For more information contact your local customer service team.

# Hear now. And always

As the global leader in implantable hearing solutions, Cochlear is dedicated to helping people with moderate to profound hearing loss experience a life full of hearing. We have provided more than 700,000 implantable devices, helping people of all ages to hear and connect with life's opportunities.

We aim to give people the best lifelong hearing experience and access to innovative future technologies. We have the industry's best clinical, research and support networks.

That's why more people choose Cochlear than any other hearing implant company.

■ Cochlear Ltd (ABN 96 002 618 073) 1 University Avenue, Macquarie University, NSW 2109, Australia Tel: +61 2 9428 6555 Fax: +61 2 9428 6352

[www.cochlear.com](http://www.cochlear.com)

Please seek advice from your health professional about treatments for hearing loss. Outcomes may vary, and your health professional will advise you about the factors which could affect your outcome. Always read the instructions for use and refer to the relevant user guide for more information. Not all products are available in all countries. Please contact your local Cochlear representative for product information. Consult your health professional to determine if you are a candidate for Cochlear technology.

Cochlear, Hear now. And always, the elliptical logo, True Wireless, Nucleus, Kanso and Baha are either trademarks or registered trademarks of Cochlear Limited or Cochlear Bone Anchored Solutions AB (unless otherwise noted).

The Bluetooth® word mark and logos are registered trademarks owned by Bluetooth SIG, Inc. and any use of such marks by Cochlear Limited is under license. The Cochlear Nucleus Smart App is available on App Store and Google Play. For compatibility information visit [www.cochlear.com/compatibility](http://www.cochlear.com/compatibility)

ABC Tracing and Phonetics is a trademark of RV AppStudios.

Lingokids Playlearning is a trademark of Monkimun.

Easy Music is a trademark of Edoki Academy.

Cbeebies BBC is a trademark of the British Broadcasting Corporation.

Storyline Online is a trademark of the SAG-AFTRA Foundation.

Angel Sound is a trademark of the Emily Fu Foundation.