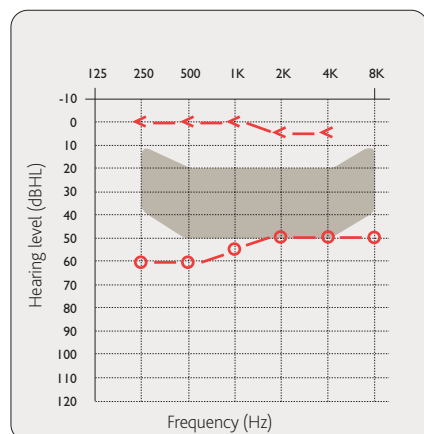


Quick Guide

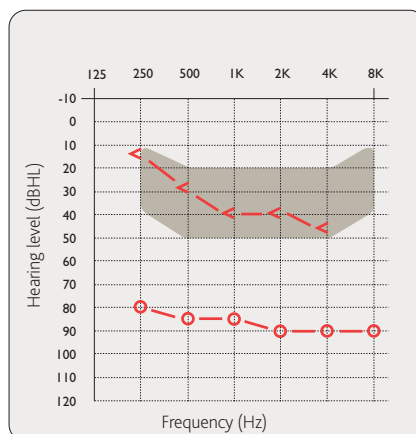
Cochlear™ Baha® Candidate Listening Test

Audiological Indications for Cochlear Baha Systems Candidacy



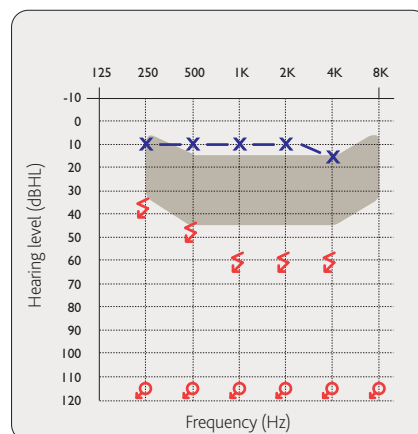
Conductive Hearing Loss

- The conductive component of the hearing loss is greater than 30 dB.
- Very little amplification required as the conductive component is bypassed via direct bone conduction.



Mixed Hearing Loss

- The conductive component of the hearing loss is greater than 30 dB.
- Mild to moderate sensorineural component to the hearing loss. The greater the air-bone gap, the more the candidate will benefit from Baha System.



Single-sided Deafness (SSD)

- Normal hearing in the good ear.
- The head shadow effect is overcome leading to improved speech understanding and 360° sound awareness.

Additional Candidacy Considerations

Baha Connect System

Maximum performance: For patients who want or need maximum amplification with direct bone conduction.

Soft tissue condition: For patients where the pressure from a magnet connection may cause skin problems, i.e. patients with very thin tissue or poor vascularity.

Maximum retention: For patients whose active life makes retention a top priority.

MR Conditional at 1.5 and 3.0 T: For patients who will need to undergo regular MRI's or need to have scans where the anatomy close to the implant site needs to be visible.

Baha Attract System

Maximum discretion: For patients who value the discreet look of a magnetic system.

No wound care: For patients who can't or don't want to deal with the maintenance of an abutment connection, e.g. patients with poor personal hygiene.

Minimal risk of skin infections: For patients with higher risk of skin infection, e.g. certain medical conditions, living or working in high humidity, dusty/dirty environments.

Maximum ease: For patients with dexterity problems who value or benefit from easy sound processor attachment and removal.

MR Conditional up to 1.5 T:* For patients who are unlikely to require an MRI close to the implant site (due to large artifact/shadow on scans with a magnetic system).

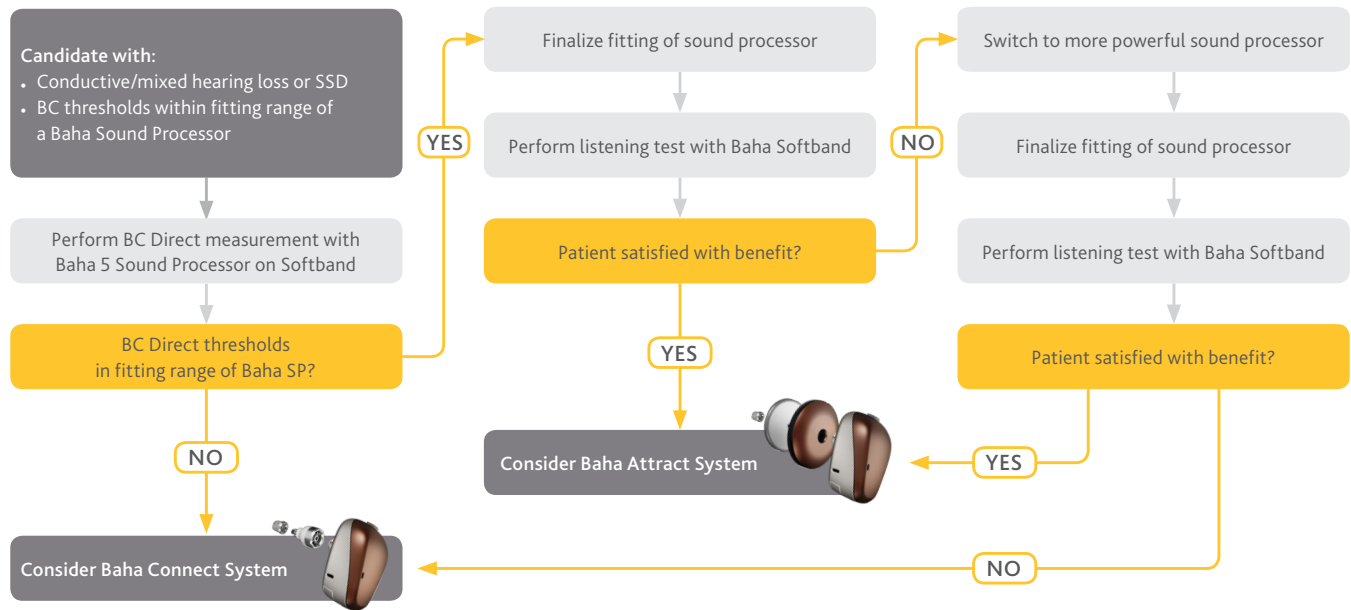
Less risk of implant loss due to trauma: For patients with a higher risk of implant loss due to trauma, e.g. children and people who practice contact sports.

* The Baha Attract implant magnet (BIM400) can be removed for MRI over 1.5 T.

Quick Guide

Cochlear™ Baha® Candidate Listening Test

Both the Baha Attract and Baha Connect systems are indicated for conductive hearing loss, mixed hearing loss and single-sided sensorineural deafness. The following guidelines may help you select the best system for your patient's individual needs.



To program the sound processor for a demonstration, follow these steps:

- Enter the patient's bone conduction thresholds in the Baha Fitting Software, or import them from NOAH.
- Select your sound processor in the Selection Screen and click on the Detect button.
- Connect the sound processor to the Baha Softband (or headband) and place it on the candidate's head.
- In BC Select, select Demo as the connection type.
- Run a Feedback Analyzer measurement if supported by the sound processor.
- Perform a BC Direct measurements, which is a threshold test in-situ.
- Make sure to click "Save" before disconnecting the sound processor.

NOTE: For more details on how to fit a Baha System please refer to the Baha Fitting Guide and instructions for use.

Not everyone with hearing loss is a candidate for a Baha System. All surgical procedures include an element of risk, and it is impossible to guarantee success. For complete information regarding the risks and benefits of a Baha procedure, please refer to the Instructions for use for the Baha implant available at www.Cochlear.com/US/BahaIndications

www.Cochlear.com/US

Cochlear Americas
13059 East Peakview Avenue
Centennial, CO 80111 USA
Telephone: 1 303 790 9010
Support: 1 800 483 3123

Cochlear Canada Inc.
2500-120 Adelaide Street West
Toronto, ON M5H 1T1 Canada
Telephone: 1 416 972 5082
Fax: 1 416 972 5083



BUN040 ISS2 JUN16



©Cochlear Limited 2016. All rights reserved. Hear Now And Always and other trademarks and registered trademarks are the property of Cochlear Limited or Cochlear Bone Anchored Solutions AB. The names of actual companies and products mentioned herein may be the trademarks of their respective owners.

